

Atlantique

DESCRIZIONE

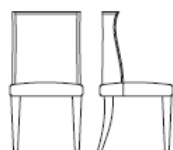


art. 508

Tavolino
vetro serigrafato

L . H. P .
140 46 90

KG M3
51 0,79

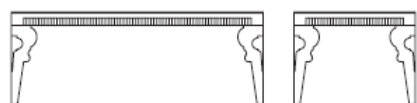


art. 509

Sedia

L . H. P .
58 98 67

KG M3
8 0,78



art. 510

Tavolo da pranzo
vetro serigrafato

L . H. P .
210 78 120

KG M3
95 0,67



art. 511

Credenza 2 ante

L. H. P.
163 100 54

KG M3
95 1,32



art. 512

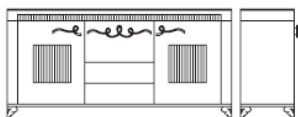
Credenza media

L. H. P.
193 100 54

KG M3
135 1,60

Atlantique

DESCRIZIONE




art. 513

Credenza grande

L . 239,5 H. 100 P . 54

KG 165 M3 1,90



art. 514

Vetrina 3 ante

L . 193 H. 205 P . 50

KG 235 M3 3,40




art. 515

Panca

L . 200 H. 61,5 P . 53

KG 68 M3 1,03




art. 516

Libreria

L . 116 H. 181 P . 27

KG 70 M3 0,97

L . 181
H. 116
P . 27

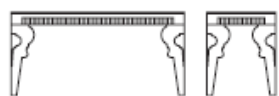


art. 517

Porta tv

Dimensioni interne L.145 H.80

KG 60 M3 0,97



art. 518

Consol
vetro serigrafato

L . 159,5 H. 78,5 P . 50

KG 45 M3 0,21



art. 519

Specchio ovale

L . 186 H. 108 P . 4,5

KG 58 M3 0,33

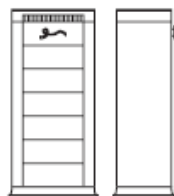


art. 520

Toilette

L . 200 H. 75 P . 53

KG 75 M3 1,70



art. 521

Settimino

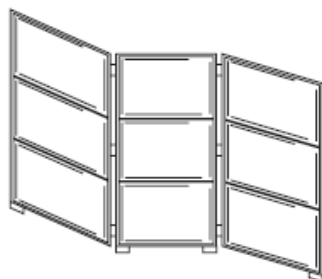
L . 75 H. 147,5 P . 48

KG 67 M3 0,82

L . 201

H. 172

P . 4,5



art. 522

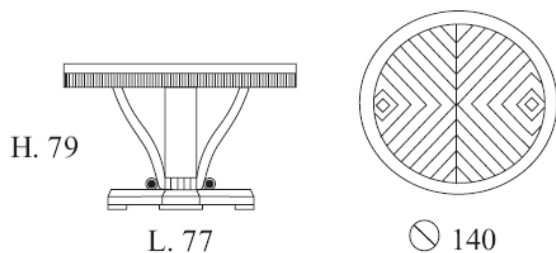
Séparé

Rifiniture ante non incluse

KG 81 M3 0,38

Atlantique

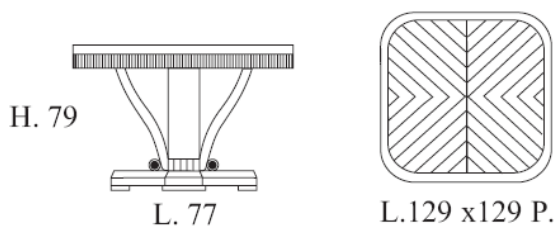
DESCRIZIONE



art. 560

Tavolo tondo

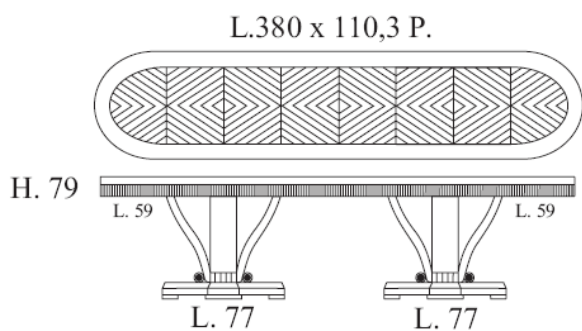
KG M3
46 1,06



art. 561

Tavolo quadro

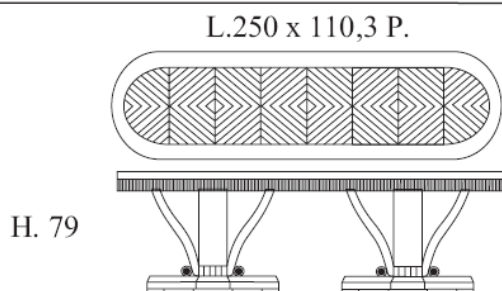
KG M3
44 0,93



art. 562

Tavolo ovale
due basamenti

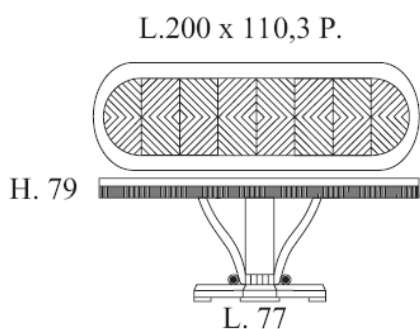
KG M3
108 2,15



art. 562/a

Tavolo ovale
due basamenti

KG M3
90 2,00



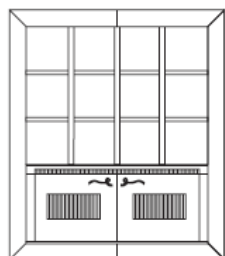
art. 562/b

Tavolo ovale
un basamento

KG M3
70 1,14

H.244

L. 200



P. 46,5/58

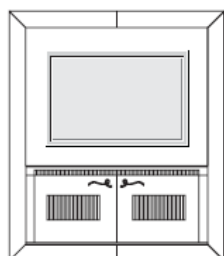
art. 563

Mobile giorno
parte centrale

KG	M3
180	3,97

H.244

L. 200



P. 46,5/58

art. 563/b

Mobile giorno porta tv
parte centrale

KG	M3
160	3,97

L. 53,2

H.235

P. 42,3



art. 564

Colonna sx-dx
a vista

KG	M3
26	0,79

L. 77,5

H.244

P. 45



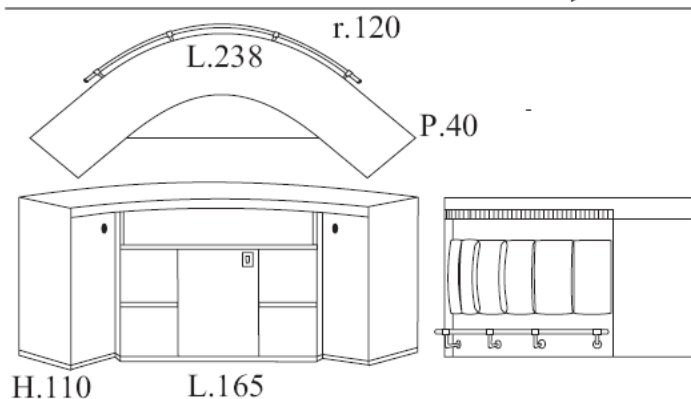
art. 565

Colonna sx-dx
con anta
escluso finiture

KG	M3
39	1,20

Atlantique

DESCRIZIONE



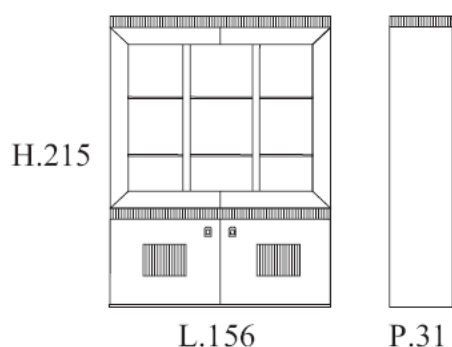
art. 570

Banco frigo/bar

Top vetro

Top granito Meteora

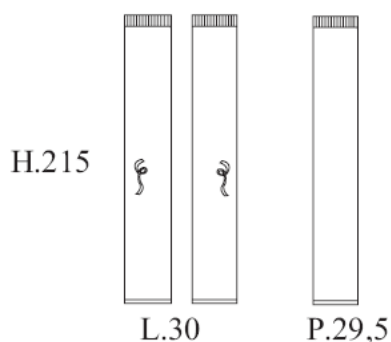
KG	M3
102	2,73



art. 571

Parete porta bottiglie
retro bar

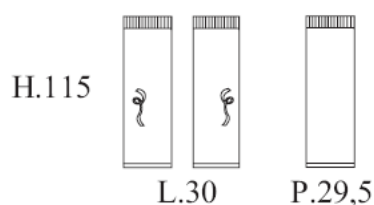
KG	M3
100	2,15



art. 572

Colonna sx-dx
parete bar

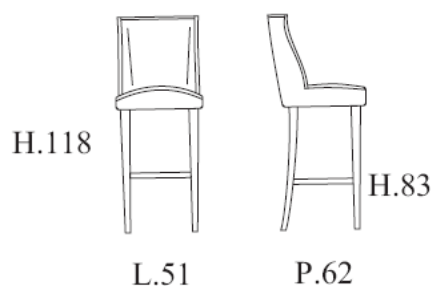
KG	M3
19	0,35



art. 573

1/2 Colonna sx-dx
parete bar

KG	M3
11	0,13




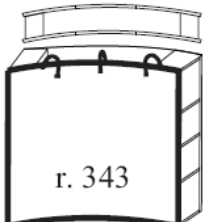
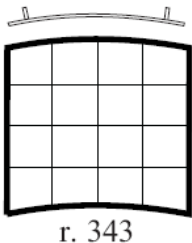
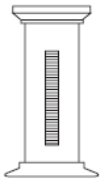
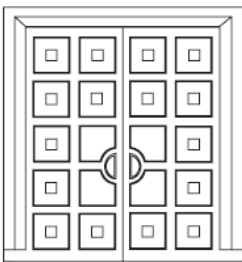

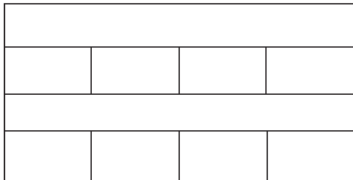
art. 574

Sgabello bar

KG	M3
9	0,42

Atlantique

DESCRIZIONE

P.43 H.242 L.198 KG 106		art. 590 Parete semicurva con vani laterali lucidatura in foglia a parete	M3 2,20
P.43 H.242 L.198 KG 106		art. 590/b Parete semicurva con vani laterali lucidatura in foglia su 2 lati centro stanza	M3 2,20
P.35 H.245 L.265 KG 97		art. 591 Parete semicurva completa di rivestimento	M3 2,20
H.118,5 L.37 P.37		art. 592 Colonna porta oggetti	KG M3 10 0,20
H.245 W.204 D.6		art. 593 Porta da interni scorrevole/ a battente misura formella 38x38	KG M3 96 0,52
H.20 H.30 P.4		art. 594 Boiserie legno e pelle/stoffa	
H.25 H.30 P.4		art. 595 Boiserie vetro e pelle/stoffa	

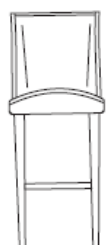


L . 58 H. 98 P . 67

art. 509

Sedia

KG 8 M3 0,77



H.118

L.51



H.83

P.62

art. 574

Sgabello bar



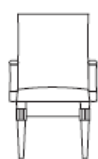
L . 50 H. 100 P . 65



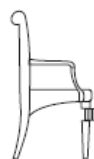
art. 406

Sedia

KG. 8 M3 0,32



L . 50 H. 100 P . 65



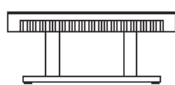
art. 407

Sedia con
bracciolo

KG. 9 M3 0,32

Atlantique

DESCRIZIONE



art. 404

Tavolino

piano cristallo specchio

piano vetro serigrafato

L .	H.	P .	KG.	M3
130	49	65	57	0,73



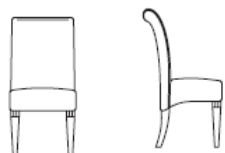
art. 405

Tavolino

piano cristallo specchio

piano vetro serigrafato

L .	H.	P .	KG.	M3
75	49	60	26	0,41

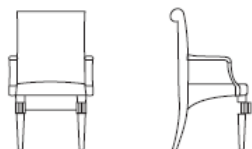


art. 406

Sedia

fasce + dietro pelle stampata

L .	H.	P .	KG.	M3
50	100	65	8	0,76

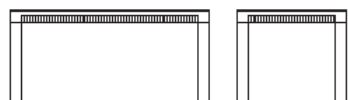


art. 407

Sedia con bracciolo

fasce + dietro pelle stampata

L .	H.	P .	KG.	M3
50	100	65	9	0,76



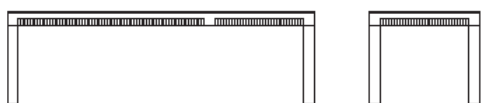
art. 408

Tavolo da pranzo rettangolare

vetro specchio

vetro serigrafato

L .	H.	P .	KG.	M3
210	77	100	90	0,70



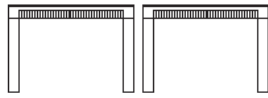
art. 408/b

Tavolo da pranzo rettangolare

vetro specchio

vetro serigrafato

L .	H.	P .	KG.	M3
210+80	77	100	116	0,88



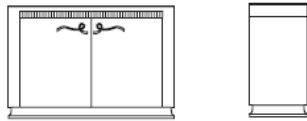
L . 120
H. 77
P . 120

art. 409

Tavolo da pranzo quadrato
vetro specchio

vetro serigrafato

KG. M3
80 0,50




L . 163
H. 94
P . 53

art. 410

Credenza
2 ante

KG. M3
95 1,15

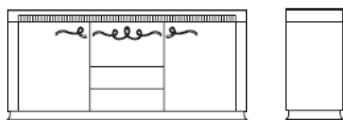


L . 193
H. 94
P . 53

art. 411

Credenza media
2 ante
2 cassetti centrali

KG. M3
133 1,35

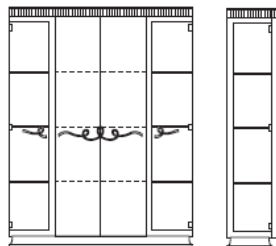


L . 240
H. 94
P . 53

art. 412

Credenza grande
2 ante
2 cassetti centrali

KG. M3
168 1,66

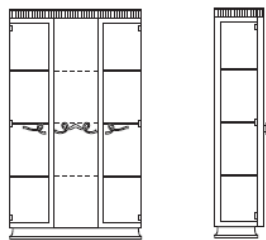


L . 161
H. 200
P . 49

art. 413

Vetrina con elementi
centrali in pelle
4 ante

KG. M3
165 2,40

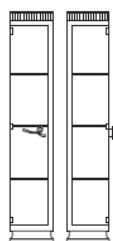


art. 414

Vetrina con elemento
centrale in pelle
3 ante

L . 125 H. 200 P . 49

KG. 114 M3 1,84

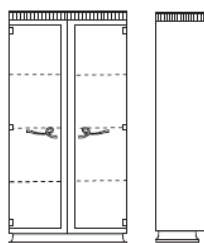


art. 415

Vetrina singola vetro
elemento dx-sx
1 anta

L . 44 H. 200 P . 41

KG. 38 M3 0,62

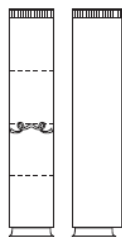


art. 416

Elemento centrale in pelle
2 ante

L . 74 H. 200 P . 49

KG. 56 M3 1,14

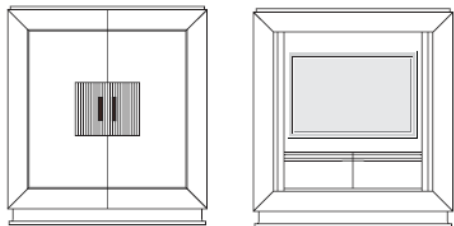


art. 417

Elemento centrale in pelle
1 anta

L . 37 H. 200 P . 49

KG. 26 M3 0,64



art. 304

Mobile Porta Tv
spazio interno per TV
L 97 X P 47 X H 88

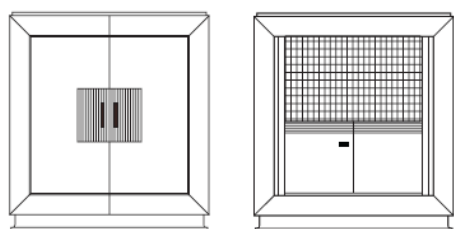
L .
150

H.
155

P .
56

KG.
212

M3
1,71



art. 305

Mobile
Frigo bar

L .
150

H.
155

P .
56

Frigo incluso

KG.
230

M3
1,71



art. 306

Tavolino caffè
piano vetro

L .
121

H.
42

P .
68

KG.
20,5

M3
0,59



art. 307

Tavolino
piano vetro

L .
68

H.
42

P .
68

KG.
11,5

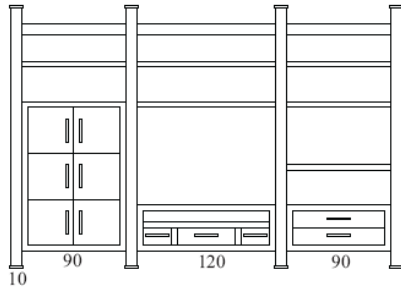
M3
0,33



Art. 209
Tavolino caffè

L. 90 H. 15 P. 90

KG. 20 M3 0,16



Art. 210
Mobile soggiorno
composizione standard

L. 340 H. 228 P. 35/49

KG. 270 M3 4,22



∅ 118 H. 49

art. 608
Tavolino
con vetro nero

KG. 29 M3 0,78

L.
105,5

H.
187

P.
46



art. 609
Vetrina teca
da incasso

KG. 46 M3 1,35



art. 104

Tavolino caffè
Sahara

L. 100 H. 31 P. 100

KG. 43 M3 0,43

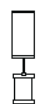


Art. 105

Tavolino caffè
Duna

L. 102 H. 55 P. 102

KG. 40 M3 0,72



Art. 106

M.07 *

Lampada da tavolo
Focus

L. 17 H. 74 P. 17

KG. 3 M3 0,07



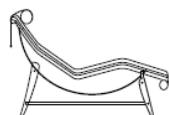
Art. 107

M.08*

Piantana
Eros

L. 21 H. 169 P. 21

KG. 5 M3 0,09



Art. 108

Chaise Longue

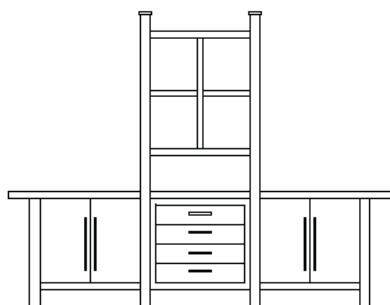
L. 160 H. 90 P. 60

KG. 43 M3 1,08

L.
290

H.
226

P.
35/45



Art. 109

Mobile ufficio
Stratos

KG. M3
210 2,86



L. H. P.
195 75 90

Art. 110

Scrivania
Pegaso

KG. M3
58 0,39

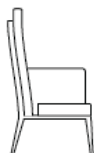


L. H. P.
63 110 75

Art. 111

Poltrona
direzionale Energy
base fissa o
con rotelle

KG. M3
26 0,77



L. H. P.
63 108 75

Art. 112

Sedia
Demos

KG. M3
27 0,77

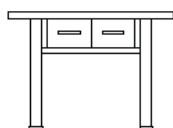


L. H. P.
63 91 75

Art. 113

Sedia
Tuareg

KG. M3
17 0,77



L. H. P.
150 96 49

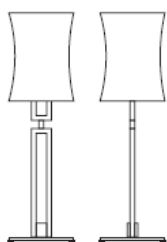
Art. 114

Consol

KG. M3
56 0,96

Atlantique

DESCRIZIONE

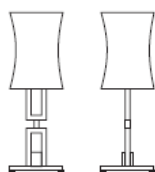


L. 50 H. 192 P. 41

art. 550 A.31*

Piantana con paralume bianco

Rifiniture paralume:
greca nera o ricamo bianco KG. M3
10 0,67

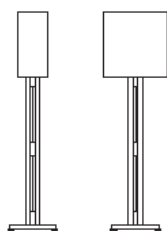


L. 40 H. 129,5 P. 31,5

art. 551 A.19*

Lampada da tavolo
con paralume bianco

Rifiniture paralume:
greca nera o ricamo bianco KG. M3
7 0,32

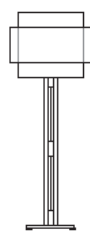


L. 56 H. 190 P. 42

art. 426 A.14*

Piantana
paralume rettangolare
"plisse"

KG. M3
11 0,74



L. 50 H. 190 P. 50

art. 427 A.04*

Piantana
paralume quadro doppio
pergamena wengè

KG. M3
10,5 0,77



L. 47 H. 88 P. 24





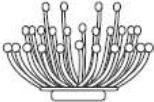
art. 428 A.14*

Lampada da tavolo
paralume rettangolare
"plisse"

KG. M3
7 0,21

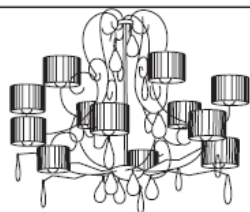
Atlantique

DESCRIZIONE

 H. 115 Ø 50	art. 315 Sospensione cristallo Swarovski	A.06* KG 26 M3 0,20
 H. 75 Ø 50	art. 315/b Sospensione "Torta"	A.14* KG 21 M3 0,20
 H. 100 Ø 50	art. 315/c Sospensione "Torta" Swarovski e perle	 KG 21 M3 0,20
 H. 170 Ø 32	art. 316 Piantana cristallo Swarovski	A.11* KG 31 M3 0,20
 Ø 60	art. 317 Pistillo Valenti	A.11* KG 14 M3 0,20


Atlantique

DESCRIZIONE



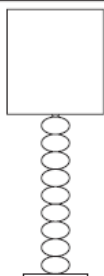
KG 21 M3 0,50 H. 110 Ø 85

art. 324 - A.27*
Lampadario in ferro battuto col.viola, gocce viola in vetro soffiato e swarovski
12 luci, coprilampada argento



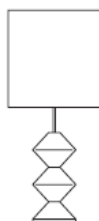
KG 29 M3 0,55 H. 125 Ø 120

art. 325 - A.23*
Lampadario in ferro battuto col.nero, gocce nere sfumate in vetro soffiato e swarovski
12 luci, coprilampada argento



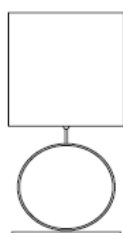
KG 13 M3 0,20 H. 187

art. 326 A.25*
Piantana Pianeti
paralume bianco o nero



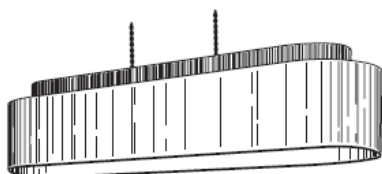
KG 10 M3 0,15 H. 89

art. 327 A.30*
Lampada da tavolo
Piramide
paralume bianco o nero



KG 12 M3 0,15 H. 107

art. 328 A.20*
Lampada da tavolo Ellisse
paralume bianco o nero



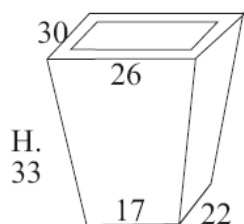
L.200 H.52 P.63

art. 329 A.42*
Lampada biliardo

KG 26 M3 0,95

Atlantique

DESCRIZIONE




art. 120
Cestino



art. 121
Blocco notes

L. 19 P. 25



art. 122
Porta carte



art. 123
Taglia carte



art. 124
Svuotatasche

Atlantique

DESCRIZIONE



art. 610

Biliardo Florence

Campo gioco 280x140 (315x175x86h)

KG. M3
1600 6



art. 610/b

Biliardo Florence

Campo gioco
300x150
320x160
340x170
360x180



art. 611

Pannello
porta accessori

KG. M3
46 1,5

art. 612

Accessori

A - set 6 stecche e 1 steccone

B - set boccette

C - triangolo legno con rifiniture in pelle