

THE CONCEPT

venerain

*LE LINEE ARMADI
OUR WARDROBE LINES*

18
245

LE LINEE ARMADI OUR WARDROBE LINES

123



1/ Scorrevole
Sliding

ANTA DOOR/strip/segmenta/segno/orizzonte
liscia sp.31/reflex/flexa/liscia/cuba/morgana
mix1-mix 2/teseo



2/ Complanare
Coplanar

ANTA DOOR/plana liscia sp.31
plana liscia arte-book/plana orizzonte



3/ Battente
Hinged

ANTA DOOR/liscia/liscia cuoio-glass
linea/arte-book/liscia vetro-specchio/morgana

ANTA *scorrevole* 1 *Sliding door*

Proposte creative, funzionali, atte a creare affinità ai molteplici stili di vita contemporanei. Tutti i nostri progetti sono personalizzabili, grazie alla vasta scelta di essenze, colori e maniglie.

Creative, functional ideas that are capable of enhancing a multitude of modern-day lifestyles. Thanks to a vast choice of wood types, colours and handles, all our projects can be customised.



ANTA *strip/door*



Geometrie essenziali, ottenute grazie alla varietà di materiali proposti. Strip interpreta al meglio il trend dell'abitare.

Minimalist, geometric shapes obtained using different materials. Strip's way of interpreting living trends is unmatched.



strip



Laccato opaco sahara-resina cemento
Matt sahara lacquer-cement resin

26 **VARIANTI FRONTALI**
FRONT OPTIONS




Frassino antracite - laccato lucido antracite
Antracite ash - gloss antracite lacquer



Rovere tabacco - laccato opaco lino
Tabacco oak - matt lino lacquer



Rovere grigio - laccato lucido fango
Grigio oak - gloss fango lacquer



Resina bianca - laccato opaco panna
Bianco resin - matt panna lacquer

strip



Rovere cenere-vetro lucido nocciola
laccato lucido nocciola
Cenere oak-gloss nocciola glass
glöss nocciola lacquer




La scelta nell' abbinamento dei materiali quali:
 laccato lucido, rovere e vetro, rende questo
 particolare di grande effetto, evidenziando la capacità
 tecnica di Veneran.


*Perfect pairing of materials such as gloss lacquer,
 oak and glass makes this detail stunning
 and brings out Veneran's technical ability .*

Scheda Tecnica Technical datasheet


FRASSINO OSSIDATO OXIDISED ASH




ROVERE TINTO STAINED OAK



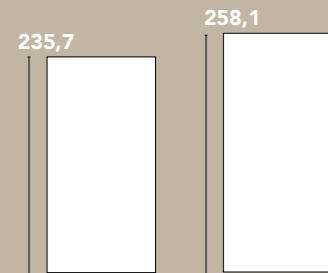
RESINE RESINS




SPECCHI MIRRORS



ALTEZZE COLONNE UNIT HEIGHTS



LARGHEZZE COLONNE UNIT WIDTHS


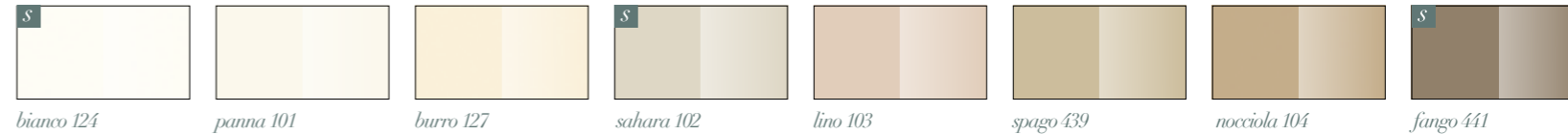


Scorrevole Sliding

ANTA strip door

LACCATO OPACO/LUCIDO - FRASSINO LACCATO OPACO/LUCIDO - VETRO LACCATO OPACO/LUCIDO MATT/GLOSS LACQUERS - MATT/GLOSS LACQUERED ASH - MATT/GLOSS LACQUERED GLASS

S Standard



FINITURE INTERNO SCOCCA CARCASS INTERIOR FINISHES



Maniglia obbligatoria:
Profilo verticale ad uso maniglia

Mandatory handle:
Vertical profile used as a handle




ANTA segmenta / door



Fasce orizzontali di diverse altezze, spessori, finiture, disegnano l'anta segmenta.

The Segmenta door is defined by horizontal strips in different heights, thicknesses and finishes.



segmenta



Laccato opaco burro
rilievi frassino laccato opaco burro
Matt burro lacquer
matt burro lacquered ash strips

38 **VARIANTI FRONTALI**
FRONT OPTIONS



Laccato opaco cenere - rilievi laccato opaco salvia
Matt cenere lacquer - matt salvia lacquered strips



Frassino laccato sahara - rilievi vetro sahara
Sahara lacquered ash - sahara glass strips



Frassino laccato antracite - rilievi specchio fumè
Antracite lacquered ash - fumè glass strips



segmenta



Laccato opaco corda-rilievi rovere cenere
laccato opaco corda
Matt corda lacquer - cenere oak strips matt
corda lacquer


Elemento di carattere esclusivo e funzionale quale il pannello girevole portaTV, atto a ridefinire con grande eleganza lo stile dell'armadio segmenta.

The swivel TV panel is an exclusive and practical idea that very elegantly redefines the style of the Segmenta wardrobe.




Scheda Tecnica Technical datasheet


FRASSINO OSSIDATO OXIDISED ASH




ROVERE TINTO STAINED OAK



RESINE RESINS



SPECCHI MIRRORS



Scorrevole Sliding


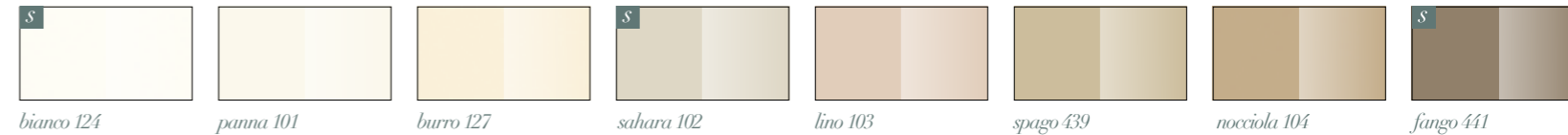
N.B. Finiture disponibili solo per rilievi
Pannelli fondo anta disponibili solo laccato opaco
o frassino laccato opaco

N.B. Finishes available for the strips only
The door panels are available matt lacquered
or in matt lacquered ash only

ANTA segmenta door

LACCATO OPACO - FRASSINO LACCATO OPACO/LUCIDO - VETRO LACCATO OPACO/LUCIDO MATT LACQUERS - MATT/GLOSS LACQUERED ASH - MATT/GLOSS LACQUERED GLASS

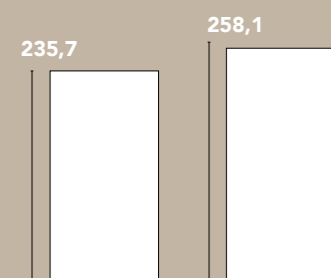
S Standard




FINITURE INTERNO SCOCCA CARCASS INTERIOR FINISHES



ALTEZZE COLONNE UNIT HEIGHTS



LARGHEZZE COLONNE UNIT WIDTHS



Interno di serie colonna
porta tv
Internal standard
column tv

Maniglia obbligatoria:
Profilo verticale ad uso
maniglia

Mandatory handle:
Vertical profile used as a
handle




ANTA *segno/door*



Segno, anta che per definizione, ha il sapore della progettualità dell'essenza del concept.

By definition, the design of the Segno door conveys the essence of its concept.





Laccato opaco sahara-rilievi frassino
ossidato natural
Matt sahara lacquer-natural
oxidised ash strips



segno



Frassino laccato opaco bianco
 rilievi vetro lucido bianco
*Matt bianco lacquered ash
 gloss bianco glass strips*



Laccato opaco cenere - rilievi frassino ossidato grey
Matt cenere lacquer - grey oxidised ash strips



Laccato opaco fumo - rilievi specchio fumè
Matt fumo lacquer - fumè mirror strips




Laccato opaco fango - rilievi frassino laccato fango
Matt fango lacquer - fango lacquered ash strips

Scheda Tecnica Technical datasheet


FRASSINO OSSIDATO OXIDISED ASH




ROVERE TINTO STAINED OAK



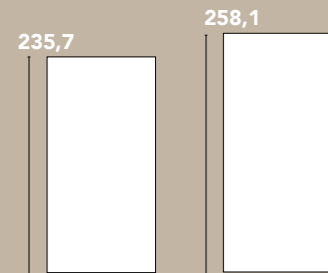
RESINE RESINS




SPECCHI MIRRORS



ALTEZZE COLONNE UNIT HEIGHTS



LARGHEZZE COLONNE UNIT WIDTHS



Scorrevole Sliding


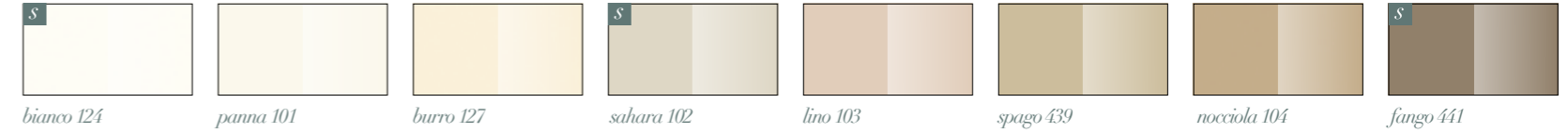
N.B. Finiture disponibili solo per rilievi
Pannelli fondo anta disponibili solo laccato opaco
o frassino laccato opaco

N.B. Finishes available for the strips only
The door panels are available matt lacquered
or in matt lacquered ash only

ANTA segno door

LACCATO OPACO - FRASSINO LACCATO OPACO/LUCIDO - VETRO LACCATO OPACO/LUCIDO MATT LACQUERS - MATT/GLOSS LACQUERED ASH - MATT/GLOSS LACQUERED GLASS

S Standard



FINITURE INTERNO SCOCCA CARCASS INTERIOR FINISHES



Maniglia obbligatoria:
Profilo verticale ad uso maniglia

Mandatory handle:
Vertical profile used as a handle



ANTA *orizzonte/door*



Emozioni tattili che decorano lo stile di orizzonte, grazie all'utilizzo di materiali contrastanti tra loro di indiscusso effetto.

Combinations of stunning, contrasting materials convey tactile emotions that embellish the style of Orizzonte.




orizzonte



Frassino laccato opaco cenere
vetro lucido cenere
Matt cenere lacquered ash
gloss cenere glass


58 **VARIANTI FRONTALI**
FRONT OPTIONS



Resina bianco - resina cemento
Bianco resin - cement resin



Laccato opaco fango - frassino ossidato brown
Matt fango lacquer - brown oxidised ash



Laccato opaco spago - polvere - salvia - lilla
Matt spago - polvere - salvia - lilla lacquer



Rovere tabacco - laccato opaco lime
Tabacco oak - matt lime lacquer

orizzonte




Laccato opaco corda-resina ardesia
Matt corda lacquer-ardesia resin

Scheda Tecnica Technical datasheet


FRASSINO OSSIDATO OXIDISED ASH




ROVERE TINTO STAINED OAK



RESINE RESINS



SPECCHI MIRRORS



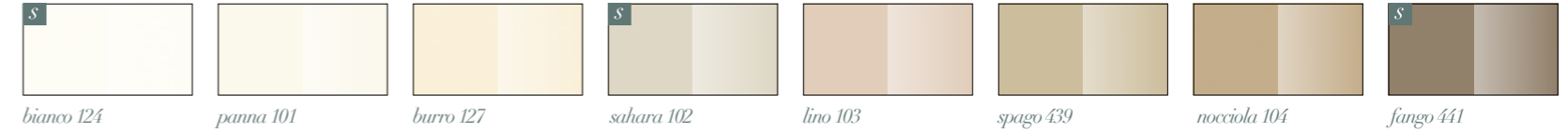


Scorrevole Sliding

ANTA orizzonte door

FRASSINO LACCATO OPACO/LUCIDO - VETRO LACCATO OPACO/LUCIDO MATT/GLOSS LACQUERED ASH - MATT/GLOSS LACQUERED GLASS

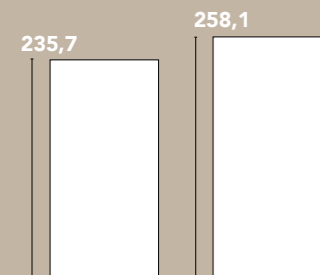
S Standard



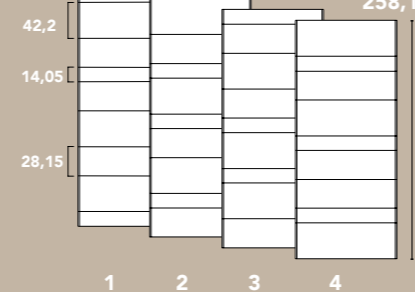
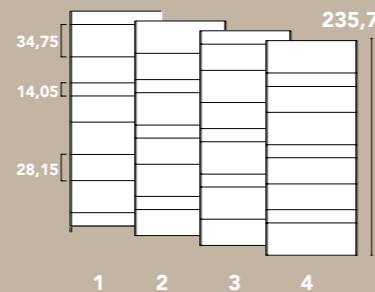

FINITURE INTERNO SCOCCA CARCASS INTERIOR FINISHES



ALTEZZE COLONNE UNIT HEIGHTS



LARGHEZZE COLONNE UNIT WIDTHS



Maniglia obbligatoria:
Profilo verticale ad uso maniglia

Mandatory handle:
Vertical profile used as a handle



STILE

sobrio ed elegante
Simple and elegant STYLE

L'eleganza è sobria – e la sobrietà è elegante. L'una e l'altra sono piacevoli, gradevoli, confortanti. Non solo più umane e funzionali, ma anche più belle. C'è più fascino nella semplicità che in ogni sfacciata esibizione.

L'eleganza non è appariscente. Non è un accumulo di orpelli e di esibizionismi. È stile, consapevolezza, misura. Un'equilibrata mescolanza di istintivo buon gusto e di scelte precise, di cura della sostanza e minuziosa attenzione a ogni dettaglio.

Elegance is simple – simplicity is elegant. Both are pleasant, enjoyable and comforting. They are not just easier to relate to and practical. They are just plain beautiful. Simplicity is more glamorous than any blatant ostentation. Elegance isn't showy.

It isn't a collection of frills and displays. It is style, awareness, proportion. A balanced mixture of natural good taste and accurate choices, of care for the essence, of meticulous attention to style, awareness and proportion.



ANTA *liscia sp.31/door*



Anta liscia, un sistema evoluto, che interpreta al meglio le tendenze più attuali dell'abitare.

The Liscia door is an advanced system that interprets the latest living trends.







liscia sp. 31




Laccato lucido bianco-maniglia k26
Gloss bianco lacquer-k26 handle

Scheda Tecnica
Technical datasheet

FRASSINO OSSIDATO
OXIDISED ASH



ROVERE TINTO
STAINED OAK



Scorrevole
Sliding

ANTA liscia sp.31 door

LACCATO OPACO/LUCIDO - FRASSINO LACCATO OPACO/LUCIDO
MATT/GLOSS LACQUER - MATT/GLOSS LACQUERED ASH

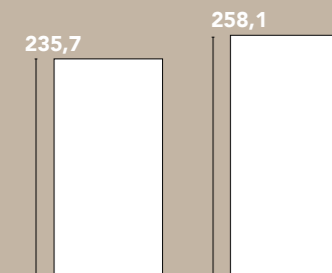
S Standard



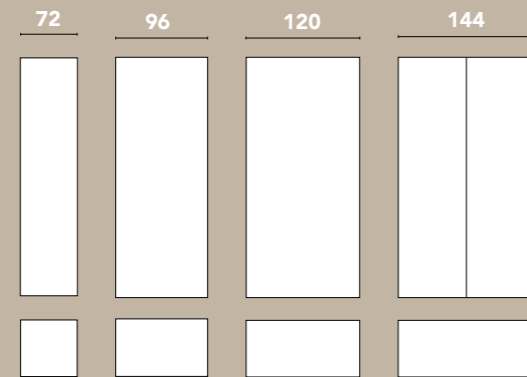
FINITURE INTERNO SCOCCA
CARCASS INTERIOR FINISHES



ALTEZZE COLONNE
UNIT HEIGHTS



LARGHEZZE COLONNE
UNIT WIDTHS



2 ante da 72
2 x 72 cm doors

* Per altre soluzioni vedi
sezione maniglie sul listino

* Please consult the handles
section of the price list for
other options

Maniglia consigliata:
Maniglia K29

Recommended handle:
handle K29



Maniglia consigliata:
incasso K26

Recommended handle:
recessed handle K26



ANTA *reflex / door*



Reflex, riflessi di
vita di emozioni
di attimi. Specchi
bisellati armoniosi
e unici.

*Reflex: reflecting
life, feelings and
moments. Unique,
well-balanced,
bevelled mirrors.*



reflex



Rovere grigio-specchio fumè bisellato
Grigio oak-bevelled mirror



Sono i dettagli che fanno la differenza. In questo particolare si nota la grande maestria nel lavorare lo specchio interpretando in modo assolutamente nuovo.

Details make the difference. This close-up view shows how the great skill employed to make this mirror has been interpreted in a brand new way.



reflex

Laccato opaco sahara specchio
bronzo acidato
Matt sahara lacquer etched
bronzo mirror

Scheda Tecnica
Technical datasheet

**SPECCHI
MIRRORS**



**FINITURE INTERNO SCOCCA
CARCASS INTERIOR FINISHES**



Scorrevole
Sliding

N.B. Vetri e specchi sempre bisellati

N.B. Our glass and mirrors are always bevelled

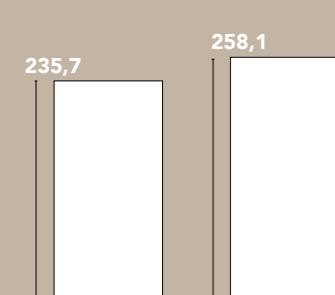
ANTA reflex door

**FRASSINO LACCATO OPACO/LUCIDO - VETRO LACCATO OPACO/LUCIDO
MATT/GLOSS LACQUERED ASH - MATT/GLOSS LACQUERED GLASS**


S Standard



**ALTEZZE COLONNE
UNIT HEIGHTS**



**LARGHEZZE COLONNE
UNIT WIDTHS**



Maniglia obbligatoria:
Maniglia rivestita in cuoio
con cuciture in contrasto
disponibile nei colori del
campionario.

Mandatory handle:
Leather covered handle
with contrasting seams
available in our sample
palette colours.




ANTA *flexa/door*



Fascia orizzontale unica che si staglia nell'anta centralmente, supportata da materiali pregiati e di forte contrasto. Questa è l'espressione di flexa.

A single, horizontal band stands out at the centre of the door, enhanced by precious, strongly contrasting materials. This is Flexa.




flexa



Laccato opaco sahara-fascia rovere grigio
Matt sahara lacquer-grigio oak band

90 **COMBINAZIONI MATERIALI**
MATERIAL PAIRINGS



Frassino laccato cenere - fascia laccato lucido cenere
Cenere lacquered ash - gloss cenere lacquered band



Laccato opaco corda - fascia frassino ossidato mud
Matt corda lacquer - mud oxidised ash band



Laccato opaco bianco - fascia resina cemento
Matt bianco lacquer - cement resin band



Rovere grigio - fascia laccato opaco antracite
Grigio oak - matt antracite lacquered band

Scheda Tecnica
Technical datasheet


FRASSINO OSSIDATO
OXIDISED ASH



ROVERE TINTO
STAINED OAK



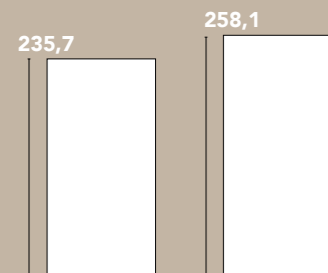
RESINE
RESINS




SPECCHI
MIRRORS



ALTEZZE COLONNE
UNIT HEIGHTS



LARGHEZZE COLONNE
UNIT WIDTHS



Scorrevole
Sliding

N.B. Finiture disponibili solo per fascia centrale

Pannelli ante disponibili solo laccato opaco /lucido
frassino laccato opaco/lucido


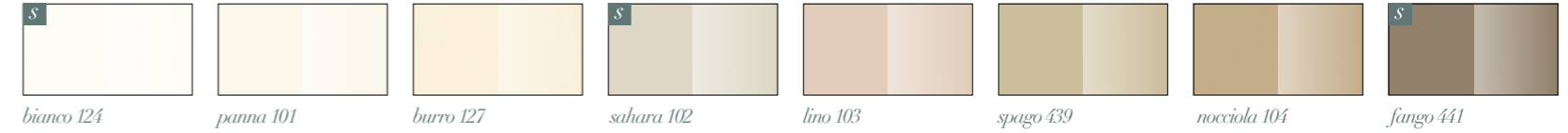
N.B. Finishes available for the central band only

The door panels are only available in matt/gloss
lacquer matt/gloss lacquered ash

ANTA flexa door

LACCATO OPACO/LUCIDO - FRASSINO LACCATO OPACO/LUCIDO - VETRO LACCATO OPACO/LUCIDO
MATT/GLOSS LACQUERS - MATT/GLOSS LACQUERED ASH - MATT/GLOSS LACQUERED GLASS

S Standard



FINITURE INTERNO SCOCCA
CARCASS INTERIOR FINISHES



Maniglia obbligatoria:
Profilo verticale ad uso maniglia

Mandatory handle:
Vertical profile used as a handle



ANTA *liscia/door*



Liscia, anta sobria ed elegante, grazie all'ampia gamma di materiali proposti: laccati, roveri, specchi, dal gusto sincero e raffinato.

The Liscia door is simple and elegant, courtesy of the wide range of materials available: lacquers, oak finishes and mirrors in a straight-forward, refined style.



liscia



Laccato lucido cenere
Gloss cenere lacquer



Assoluta libertà compositiva di questo armadio, disegna un progetto del contenere fra massima versatilità, e definizione di un'estetica sempre più personalizzata.

The total freedom of arrangement of this wardrobe turns it into an extremely versatile storage project that also offers lots of customisations options.

liscia



Laccato opaco moka- specchio bronzo
Matt moka lacquer - bronzo mirror


Scheda Tecnica Technical datasheet

ROVERE TINTO STAINED OAK



moro *grigio* *tabacco* *cenere*

SPECCHI MIRRORS



specchio chiaro *specchio bronzo* *specchio fumè*

Scorrevole Sliding

N.B. Per questa anta la totalità dei moduli in H ed L è disponibile solo nel listino "No Limits"

N.B. For this door, the full range of modular heights and widths can be found in the "No Limits" price list.


ANTA liscia door

LACCATO OPACO/LUCIDO - FRASSINO LACCATO OPACO/LUCIDO - VETRO LACCATO OPACO/LUCIDO MATT/GLOSS LACQUERS - MATT/GLOSS LACQUERED ASH - MATT/GLOSS LACQUERED GLASS

S Standard



bianco 124 *panna 101* *burro 127* *sahara 102* *lino 103* *spago 439* *nocciola 104* *fango 441*



moka 125 *corda 442* *cenere 130* *fumo 438* *antracite 105* *nero 106* *salvia 440* *verde prato 122*



lime 109 *arancio 111* *rosso vivo 126* *rosso rubino 116* *melanzana 114* *viola erica 132* *blu lilla 133* *lilla 434*



avio 437 *blu eco 128* *blu notte 129*

FINITURE INTERNO SCOCCA CARCASS INTERIOR FINISHES

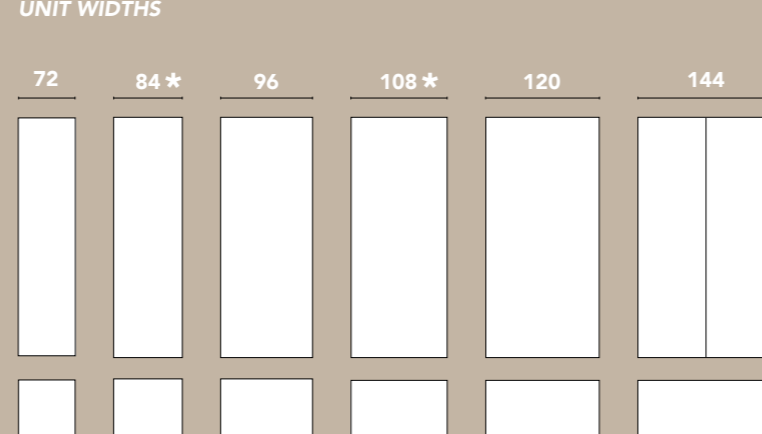


noce tanganica VERO LEGNO *rovere fumè MELAMINICO* *setatex MELAMINICO*

ALTEZZE COLONNE UNIT HEIGHTS



LARGHEZZE COLONNE UNIT WIDTHS



*SU QUESTI MODULI FINITURA INTERNA SOLO SETATEX (vedi listino No Limits)
THESE MODULES ARE AVAILABLE WITH A SETATEX INTERIOR FINISH ONLY
(see the "No Limits" price list)

2 ante da 72
2 x 72 cm doors

Maniglia obbligata:
Profilo verticale ad uso maniglia

Mandatory handle:
Vertical profile used as a handle



ANTA *cuba / door*



Cuba sceglie per esprimersi finiture di grande effetto e qualità.

Cuba expresses itself by choosing very eye-catching, top-quality finishes.



cuba



Rovere grigio-specchio ice
Grigio oak-ice mirror



Gli interni contemporanei e mood esclusivi
disegnati dall'anta cuba.

*The contemporary interiors and the
exclusive mood created by the Cuba
door.*


cuba



Rovere moro-specchio bronzo
Moro oak-bronzo mirror

Scheda Tecnica Technical datasheet

ROVERE TINTO STAINED OAK



SPECCHI GLASS



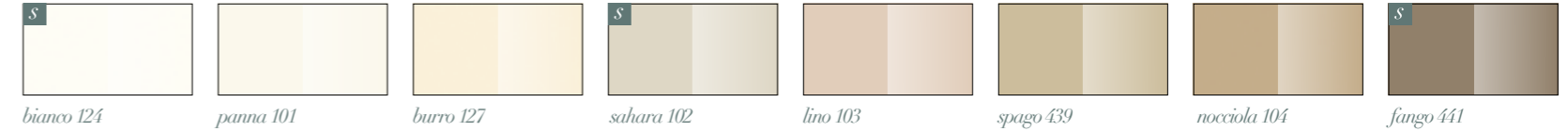


Scorrevole Sliding

ANTA cuba door

LACCATO OPACO/LUCIDO - FRASSINO LACCATO OPACO/LUCIDO - VETRO LACCATO OPACO/LUCIDO MATT/GLOSS LACQUERS - MATT/GLOSS LACQUERED ASH - MATT/GLOSS LACQUERED GLASS

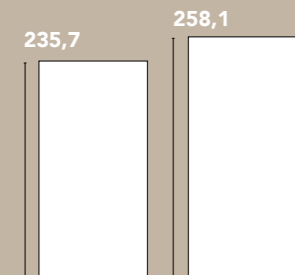
S Standard



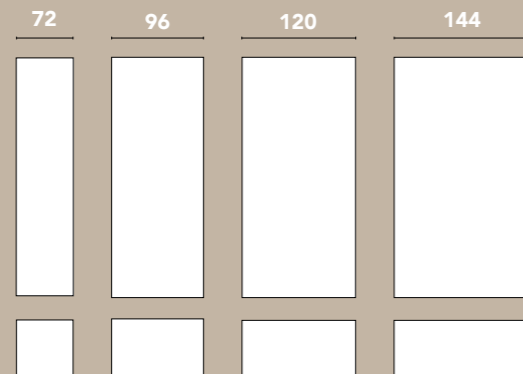
FINITURE INTERNO SCOCCA CARCASS INTERIOR FINISHES



ALTEZZE COLONNE UNIT HEIGHTS



LARGHEZZE COLONNE UNIT WIDTHS



Maniglia obbligatoria:
Profilo verticale ad uso maniglia

Mandatory handle:
Vertical profile used as a handle



MAI il classico è stato
così moderno.

*TRADITIONAL styles have never
been as modern.*

Veneran reinterpreta l'armadio classico in
modo completamente nuovo.

Progettato in collaborazione con giovani de-
sign, esso amplia le possibilità di progettazione
con molte nuove idee non convenzionali che
conferiscono la massima individualità di stile .

*Veneran reinterprets the traditional wardrobe in
a totally novel way.*

*Designed with the help of young designers, this
wardrobe extends its planning options thanks
to lots of new, unconventional ideas that make
its style exceedingly personal.*




ANTA *morgana/door*



Morgana, anta con cornice in essenza che come nessun'altra sa trasmettere il fascino della tradizione.

Morgana is a door with a wooden frame that uniquely conveys the charm of tradition.



morgana



Rovere grigio-specchio bronzo acidato
Grigio oak-etched bronzo mirror



Particolare di grande effetto, dato dal contrasto, volutamente scelto, delle finiture e dalla maestria, applicata nella sua realizzazione.

This very impressive detail is obtained using contrasting finishes and exquisite workmanship.


morgana




Frassino laccato opaco burro
Matt burro lacquered ash

Scheda Tecnica Technical Details

FRASSINO OSSIDATO (Per telai e pannelli ante da 72-96) OXIDISED ASH (For 72-96 frames and door panels only)



ROVERE TINTO (Per telai da 72-96-120-144 e solo pannelli ante da 72-96) STAINED OAK (For 72-96-120-144 frames and 72-96 cm door panels only)



SPECCHI (Per tutte le ante) MIRRORS (For all doors)



Scorrevole Sliding

ANTA morgana door

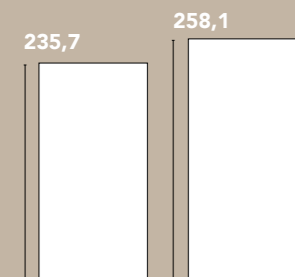
FRASSINO LACCATO OPACO/LUCIDO PER TELAI DA 72-96-120-144 E SOLO PANNELLI ANTE DA 72-96 - VETRO LACCATO OPACO/LUCIDO PER TUTTE LE ANTE MATT/GLOSS LACQUERED ASH FOR 72-96-120-144 FRAMES AND 72-96 DOOR PANELS ONLY - MATT/GLOSS LACQUERED GLASS FOR ALL DOORS



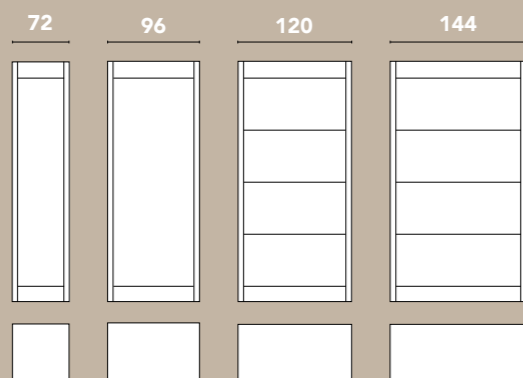
FINITURE INTERNO SCOCCA CARCASS INTERIOR FINISHES



ALTEZZE COLONNE UNIT HEIGHTS



LARGHEZZE COLONNE UNIT WIDTHS



Maniglia obbligata:
Profilo verticale ad uso maniglia

Mandatory handle:
Vertical profile used as a handle



ANTA_{mix} 1-mix 2/door



Mix , sa mixare e far risaltare al meglio, tutta la gamma dei materiali proposti.

Mix excels in combining and enhancing the whole range of materials available.



mix 2



Frassino opaco spago-vetro lucido spago
Matt spago ash-gloss spago glass



Pregevolezza estetica, forte impatto visivo di fascino e continuità, grazie all'utilizzo della stessa cromia - Spago - espressa con materiali diversi, frassino e vetro

Glamorous looks and a very strong, charming, seamless appeal is achieved by using the same colour - Spago - on different materials such as ash and glass.

VARIANTI FRONTALI

FRONT OPTIONS

mix 1



Rovere moro - specchio bronzo
Moro oak - bronzo mirror



Frassino laccato sahara - vetro sahara
Sahara lacquered ash - sahara glass

mix 2




Rovere cenere - vetro laccato cenere
Cenere oak - cenere lacquered glass



Rovere grigio - vetro antracite
Grigio oak - antracite glass


Scheda Tecnica
Technical Details

ROVERE TINTO (solo per telai)
STAINED OAK (for frames only)



moro grigio tabacco cenere

SPECCHI
MIRRORS




specchio chiaro specchio bronzo specchio fumè specchio acidato bronzo specchio acidato ICE


Scorrevole
Sliding

ANTA mix 1 door
ANTA mix 2 door


LACCATO OPACO/LUCIDO - FRASSINO LACCATO OPACO/LUCIDO SOLO PER TELAI - VETRO LACCATO OPACO/LUCIDO SOLO PER PANNELLI ANTE
MATT/GLOSS LACQUERS - MATT/GLOSS LACQUERED ASH FOR FRAMES ONLY - MATT/GLOSS LACQUERED GLASS FOR DOOR PANELS ONLY



bianco 124 panna 101 burro 127 sahara 102 lino 103 spago 439 nocciola 104 fungo 441



moka 125 corda 442 cenere 130 fumo 438 antracite 105 nero 106 salvia 440 verde prato 122



lime 109 arancio 111 rosso vivo 126 rosso rubino 116 melanzana 114 viola erica 132 blu lilla 133 lilla 434



avio 437 blu eco 128 blu notte 129

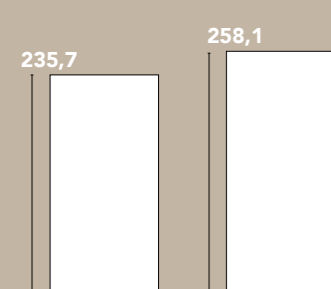
Standard

FINITURE INTERNO SCOCCA
CARCASS INTERIOR FINISHES




noce tangànica VERO LEGNO rovere fumè MELAMINICO setatex MELAMINICO

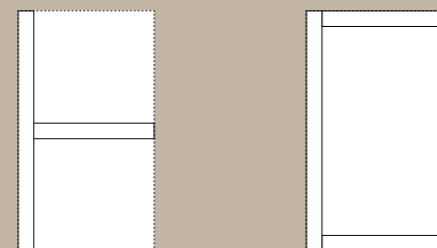
ALTEZZE COLONNE
UNIT HEIGHTS



LARGHEZZE COLONNE
UNIT WIDTHS



ANTA mix 1 ANTA mix 2



Maniglia obbligata:
Profilo verticale ad uso maniglia

Mandatory handle:
Vertical profile used as a handle



ANTA *teseo/door*



Teseo dal gusto sobrio, propone una soluzione dalle ampie e pratiche ante scorrevoli, robuste e precise.

Teseo's elegant taste suggests large, practical, sturdy and accurately-designed sliding doors.



leseio



Frassino opaco laccato bianco
Bianco lacquered matt ash




Veneran, per questa realizzazione con anta teseo, ha utilizzato questa essenza frassino, dalle venature particolari, che ne rafforzano la sua espressione formale.

For this version of the Teseo door, Veneran has chosen ash wood with an eye-catching grain that strengthens the expressivity of its form.




Scheda Tecnica Technical Details

ROVERE TINTO (solo per telai) STAINED OAK (for frames only)



SPECCHI MIRRORS



Scorrevole Sliding

ANTA teseo door

LACCATO OPACO SOLO PER TELAI - FRASSINO LACCATO OPACO/LUCIDO PER TELAI E PANNELLI ANTE - VETRO LACCATO OPACO/LUCIDO SOLO PER PANNELLI ANTE MATT LACQUER FOR FRAMES ONLY - MATT/GLOSS LACQUERED ASH FOR FRAMES AND DOOR PANELS - MATT/GLOSS LACQUERED GLASS FOR DOOR PANELS ONLY

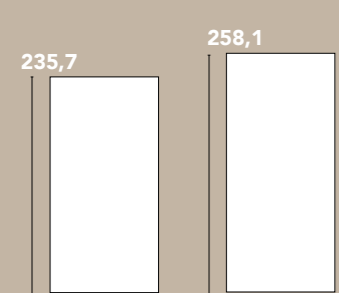


Standard


FINITURE INTERNO SCOCCA CARCASS INTERIOR FINISHES



ALTEZZE COLONNE UNIT HEIGHTS



LARGHEZZE COLONNE UNIT WIDTHS



Maniglia obbligatoria:
Profilo verticale ad uso maniglia

Mandatory handle:
Vertical profile used as a handle



ANTA *complanare* 2 *Coplanar*

Il nostro programma propone la gamma dei complanari, dall'assoluta libertà compositiva, una scelta adatta ad ogni casa.

Our collection includes a range of coplanar doors, a choice that suits any home and offers great freedom of arrangement.



ANTA plana liscia sp.31/door



Grazie all'anta liscia si possono realizzare proposte originali, grazie alla simmetria e l'equilibrio della superficie.

The balanced, symmetric surface of the Liscia door can be used to create original wardrobes.



liscia sp. 31




Laccato lucido sahara maniglia k26 rovere moro
Gloss sahara lacquer moro oak handle k26




Un'equilibrata mescolanza di istintivo buon gusto e di scelte precise. *A balanced combination of natural good taste and precise choices*

Scheda Tecnica
Technical datasheet

FRASSINO OSSIDATO
OXIDISED ASH



ROVERE TINTO
STAINED OAK



Complanare
Coplanar

ANTA plana liscia sp.31 door

LACCATO OPACO/LUCIDO - FRASSINO LACCATO OPACO/LUCIDO
MATT/GLOSS LACQUERS - MATT/GLOSS LACQUERED ASH

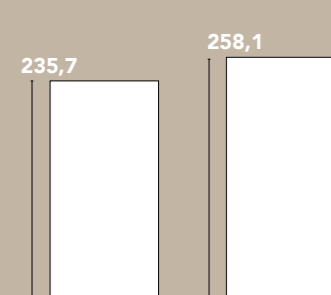
S Standard




FINITURE INTERNO SCOCCA
CARCASS INTERIOR FINISHES



ALTEZZE COLONNE
UNIT HEIGHTS



LARGHEZZE COLONNE
UNIT WIDTHS



* Per altre soluzioni vedi sezione maniglie sul listino

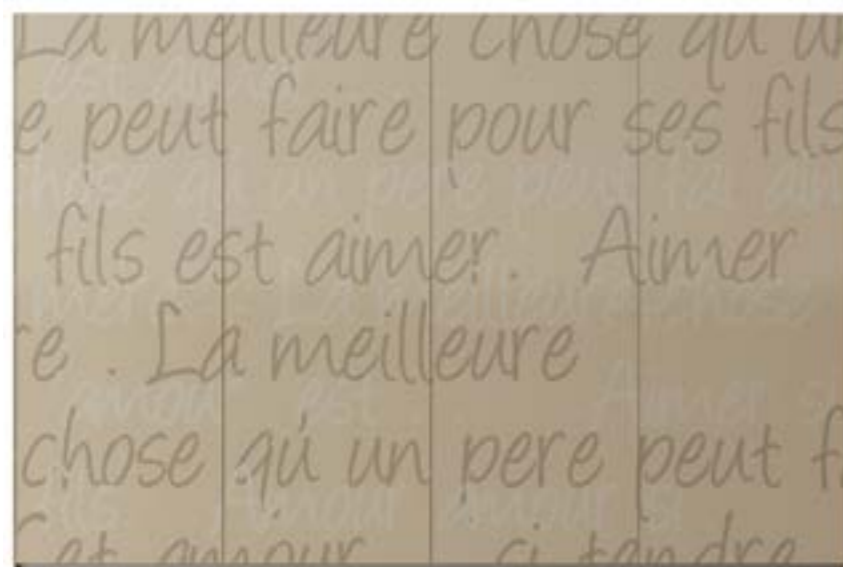
* Please consult the handles section of the price list for other options

Maniglia consigliata:
Maniglia incasso K26

Recommended handle:
Recessed handle K26



ANTA *plana arte-book / door*



Anta book , di forte connotazione artistica ed espressiva , sa arredare e contenere in modo unico ed esclusivo.

The Arte-book door has a very expressive, artistic appeal that furnishes wardrobes in a unique and exclusive way.





Arreda spazi giovani di tendenza , grazie alle numerose proposte cromatiche suggerire. *Courtesy of the many colour options available, this door is perfect for young and trendy homes.*



Scheda Tecnica
Technical datasheet

FINITURE INTERNO SCOCCA
CARCASS INTERIOR FINISHES



noce tanganica
VEROLEGNO rovere fumè
MELAMINICO setatex
MELAMINICO

Complanare
Coplanar

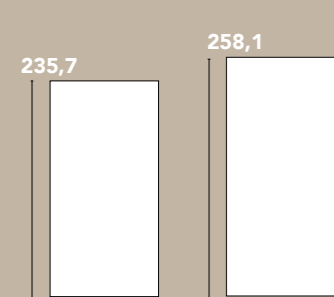
ANTA plana arte door
ANTAp plana book door

LACCATO OPACO/LUCIDO
MATT/GLOSS LACQUERS


S Standard



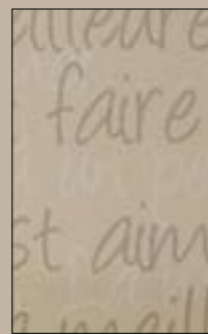
ALTEZZE COLONNE
UNIT HEIGHTS



LARGHEZZE COLONNE
UNIT WIDTHS



ANTA
plana arte



ANTA
plana book



* Per altre soluzioni vedi
sezione maniglie sul
listino


* Please consult the handles
section of the price list for
other options

Maniglia consigliata:
Maniglia incasso K21

Recommended handle:
Recessed handle K21



ANTA *plana orizzonte / door*



Orizzonte con anta complanare, soluzione perfetta per ambienti con limitazioni dello spazio.

Orizzonte with coplanar doors: the perfect solution when space is at a premium.



orizzonte



Frassino laccato opaco sahara
vetro lucido sahara-maniglia k21
Matt sahara lacquered ash gloss sahara
glass-handlek21




Fasce orizzontali color sahara definiscono la superficie, creando un effetto armonioso e non uniforme. Sahara-coloured horizontal bands define the surface, creating uneven harmony.




Scheda Tecnica
Technical datasheet

ROVERE TINTO
ROVERE TINTO



SPECCHI
MIRRORS


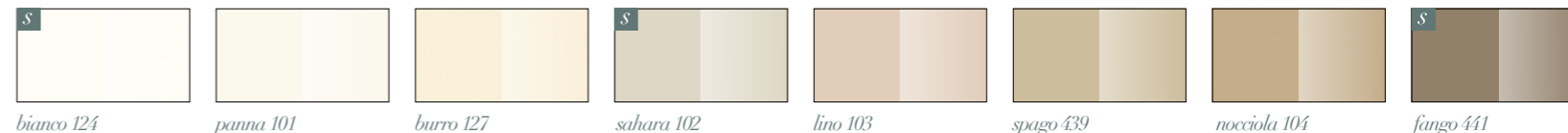


Complanare
Coplanar

ANTA plana orizzonte door

FRASSINO LACCATO OPACO/LUCIDO - VETRO LACCATO OPACO/LUCIDO
MATT/GLOSS LACQUERED ASH - MATT/GLOSS LACQUERED GLASS

S Standard



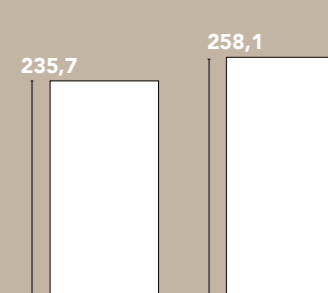
FINITURE INTERNO SCOCCA
CARCASS INTERIOR FINISHES



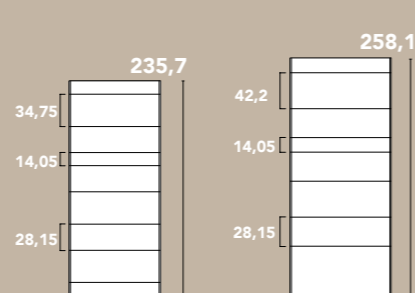

N.B. Fasce o tutto legno o alternate legno/vetro no tutto vetro.

N.B. Bands either all in wood or in alternating wood/glass.
Not available all in glass.

ALTEZZE COLONNE
UNIT HEIGHTS



LARGHEZZE COLONNE
UNIT WIDTHS



* Per altre soluzioni vedi sezione maniglie sul listino

* Please consult the handles section of the price list for other options

Maniglia consigliata:
Maniglia incasso K21

Recommended handle:
Recessed handle K21



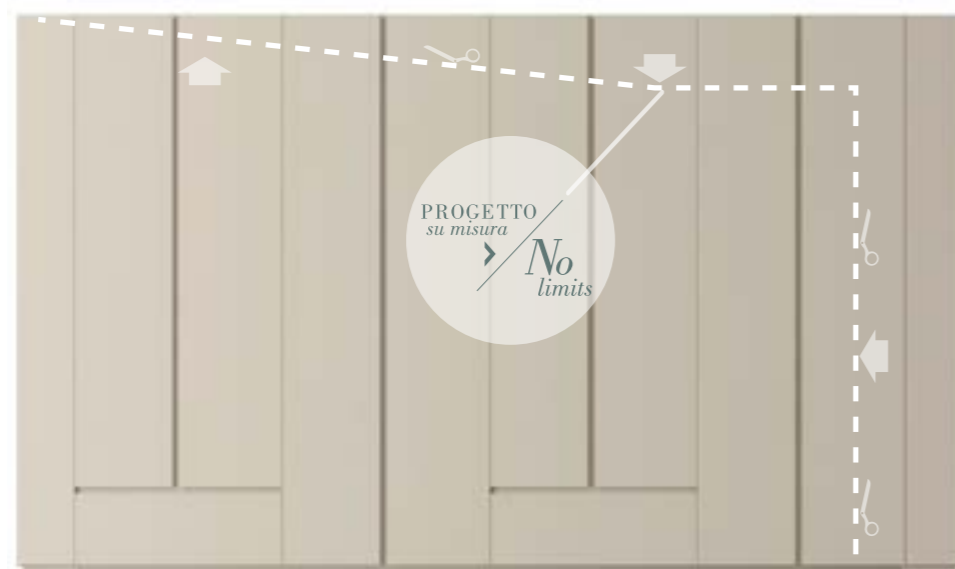
ANTA *battente* 3 *Hinged*

Veneran concepisce l'armadio battente come un sistema componibile dalla massima liberta' costruttiva, e dall'ampia gamma di moduli disponibili, accompagnato dalle numerose tipologie di ante.

Veneran views hinged door wardrobes as modular systems that offer utmost construction freedom and a wide range of available modules accompanied by many types of doors.



ANTA liscia / door



L'anta liscia si basa su quattro solide idee di base: linearità, affidabilità, stabilità, massima ergonomia.

The Liscia door is based on four, solid, fundamental ideas: linearity, reliability, stability, the utmost in ergonomics.



liscia



Laccato opaco corda-maniglia k27
Matt corda lacquer-handle k27



Nella sua massima linearità, quest'anta è capace di essere contemporaneamente anche scultorea, grazie a linee verticali che introducono la maniglia integrata.

When it expresses itself with utmost linearity, this door can also take on a sculptural appeal thanks to the vertical lines that introduce the integrated handle.



liscia



Frassino laccato opaco antracite
vetro lucido antracite-maniglia k27
frassino laccato opaco sahara
Matt antracite lacquered ash gloss antracite
glass-handle k27
matt sahara lacquered ash

liscia

Frassino laccato opaco sahara
Matt sahara lacquered ash



Il cambio di essenza, le varianti nelle dimensioni dell'anta, l'inserimento di accessori portaoggetti, sono elementi esclusivi, che definiscono il vostro armadio.

Changing the wood finish, the size of the doors and adding shelves are all exclusive options that define your wardrobe.



liscia

Laccato opaco burro-rovere
tavolato frassino
laccato spago-maniglia k28
Matt burro lacquer
tavolato oak-spago, lacquered
ash-handle k28

Particolare di grande effetto. La maniglia diventa un elemento determinante per creare contrasti cromatici e volumi omogenei.

An exceedingly stunning detail. The handle is a decisive factor in the creation of colour contrasts and well-blended volumes.



liscia



Frassino laccato sahara
Rovere cenere
Sahara lacquered ash
Cenere oak



Le finiture esclusive proposte da Veneran, si evidenziano nella scelta della variante maniglia proposta che si esprime in modo ricercato ed elegante.

The exclusive finishes offered by Veneran are set off by the suggested handle with its refined and elegant appeal.

liscia




Finitura: personalizzabile con pittura
o carta da parati
The finish can be customised with
paint or wall paper




Scheda Tecnica Technical datasheet


FRASSINO OSSIDATO OXIDISED ASH



ROVERE TINTO STAINED OAK



SPECCHI MIRRORS



Battente Hinged

N.B. Per questa anta la totalità dei moduli in H ed L è disponibile solo nel listino "No Limits"

N.B. For this door, the full range of modular heights and widths can be found in the "No Limits" price list.

ANTA liscia door

LACCATO OPACO/LUCIDO - FRASSINO LACCATO OPACO/LUCIDO - VETRO LACCATO OPACO/LUCIDO MATT/GLOSS LACQUERS - MATT/GLOSS LACQUERED ASH - MATT/GLOSS LACQUERED GLASS

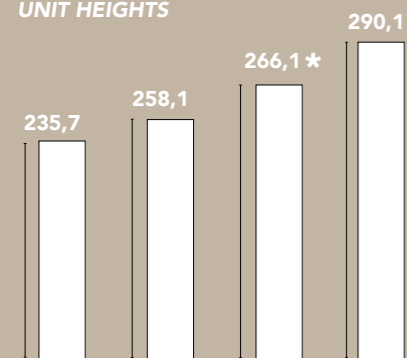
S Standard



FINITURE INTERNO SCOCCA CARCASS INTERIOR FINISHES

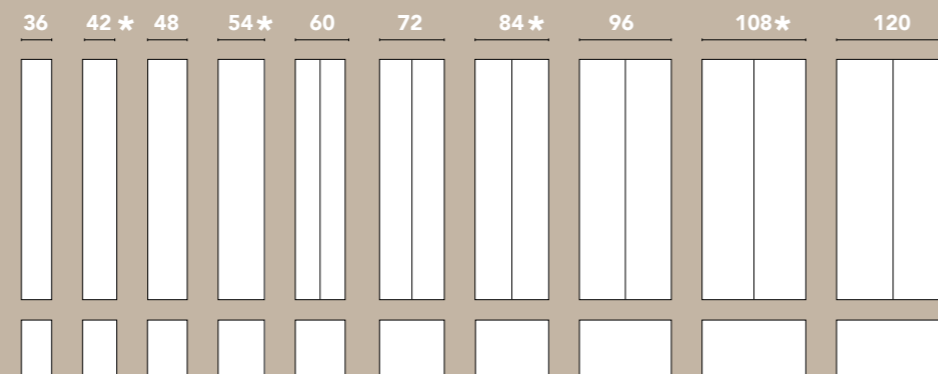


ALTEZZE COLONNE UNIT HEIGHTS



*SU QUESTI MODULI FINITURA INTERNA SOLO SETATEX (vedi listino No Limits)
THESE MODULES ARE AVAILABLE WITH A SETATEX INTERIOR FINISH ONLY
(see the "No Limits" price list)

LARGHEZZE COLONNE UNIT WIDTHS



* Per altre soluzioni vedi sezione maniglie sul listino

* Please consult the handles section of the price list for other options



ELEGANZA,

armonia
ELEGANCE, harmony

Sovente, l'eleganza viene confusa con la superficialità, la moda, una certa mancanza di interiorità. Si tratta di un grave errore: l'essere umano ha bisogno di eleganza sia nelle azioni, che nella postura, perché questa parola è sinonimo di buon gusto, amabilità, equilibrio e armonia.

Elegance is often confused with superficiality, fashion and a touch of shallowness. This is a serious mistake: people need elegance. They need elegant actions and postures because this word is synonymous of good taste, kindness, balance and harmony.

Paulo Coelho



ANTA *liscia cuoio-glass / door*



Linee precise per l'anta liscia che piacevolmente creano contrasti e armoniose combinazioni.

Clean-cut lines for the Liscia door create pleasant contrasts and harmonious combinations.



liscia cuoio



Rovere cenere-cuoio beige
Cenere oak-beige leather



Caratteristica di assoluto pregio è la superficie in cuoio, Intagliato sull'anta con capacità sartoriale ed impreziosito dalla presenza di raffinatissime impunture.

A leather surface is undoubtedly of great value. Applied to the door with a dressmaker's expertise, these surfaces are beautified by very refined stitching.



liscia cuoio-glass



Laccato antracite-cuoio bianco
Antracite lacquer-bianco leather

Scheda Tecnica
Technical datasheet

CUOIO
LEATHER



bianco beige tortora grigio



moka bordeaux nero

SPECCHI (solo per anta glass)
MIRRORS (for the glass door only)



specchio chiaro specchio bronzo specchio fumè specchio acidato bronzo



vetro trasparente
(solo su anta glass)
(only on glass door)

Battente
Hinged

N.B. Finiture anta liscia cuoio
Bordo anta e fianco sempre laccato o legno


N.B. Leather Liscia door finishes
The door edge and side panel
are always lacquered or in wood

ANTA liscia cuoio door
ANTA glass door

VETRO LACCATO OPACO/LUCIDO (solo per anta glass)
MATT/GLOSS LACQUERED GLASS (for the glass door only)



bianco 124 panna 101 burro 127 sahara 102 lino 103 spago 439 nocciola 104 fango 441



moka 125 corda 442 cenere 130 fumo 438 antracite 105 nero 106 salvia 440 verde prato 122



lime 109 arancio 111 rosso vivo 126 rosso rubino 116 melanzana 114 viola erica 132 blu lilla 133 lilla 434



avio 437 blu eco 128 blu notte 129

FINITURE INTERNO SCOCCA
CARCASS INTERIOR FINISHES

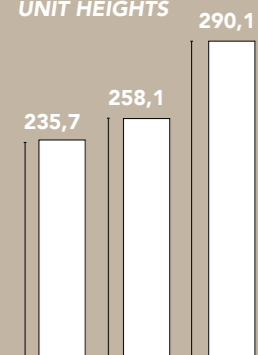


noce tanganica
VERO LEGNO rovere fumè
MELAMINICO setatex
MELAMINICO

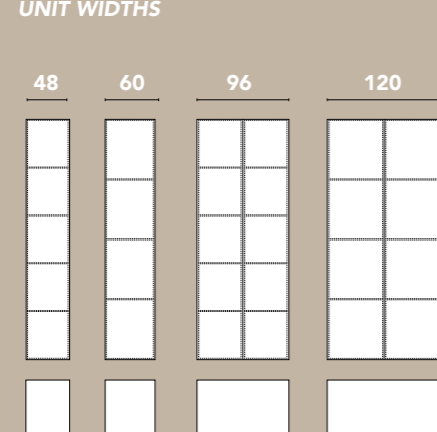
S Standard

ANTA liscia cuoio

ALTEZZE COLONNE
UNIT HEIGHTS




LARGHEZZE COLONNE
UNIT WIDTHS

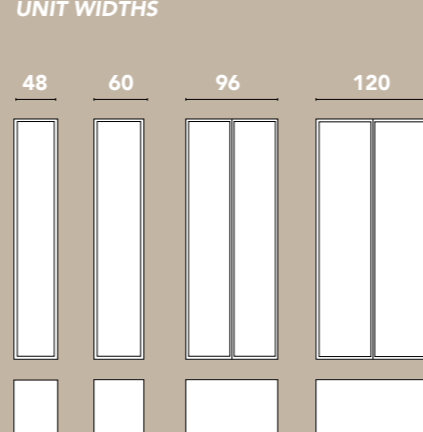


ANTA glass

ALTEZZE COLONNE
UNIT HEIGHTS



LARGHEZZE COLONNE
UNIT WIDTHS



Maniglia obbligata
Mandatory handle



Maniglia obbligata:
Profilo verticale ad
uso maniglia

Mandatory handle:
Vertical profile used as
a handle



ANTA *linea / door*



Anta linea: definita da leggere linee oblique che creano un disegno geometrico armonico.

The Linea door is defined by subtle, oblique lines that create a harmonious geometric pattern.



linea



Laccato lucido burro-maniglia k21
Gloss burro lacquer-handle k21

Scheda Tecnica
Technical datasheet

FINITURE INTERNO SCOCCA
CARCASS INTERIOR FINISHES



noce tanganica
VERO LEGNO

rovere fumè
MELAMINICO

seta ter
MELAMINICO

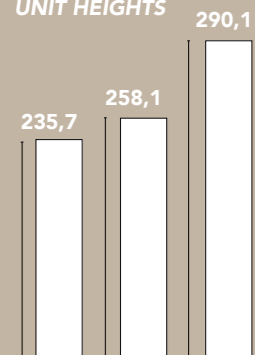
Battente
Hinged

ANTA linea door

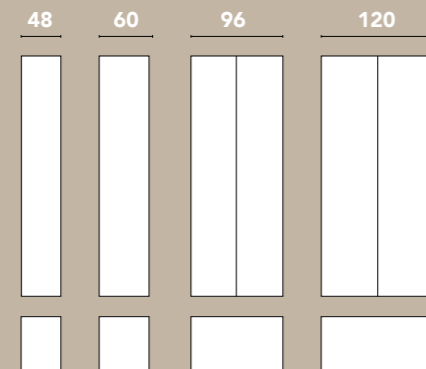
LACCATO OPACO/LUCIDO
MATT/GLOSS LACQUERS



ALTEZZE COLONNE
UNIT HEIGHTS



LARGHEZZE COLONNE
UNIT WIDTHS



* Per altre soluzioni vedi sezione maniglie sul listino

* Please consult the handles section of the price list for other options

Maniglia consigliata:
Maniglia incasso K21

Recommended handle:
Recessed handle K21



ANTA arte-book / door



Anta arte-book
massima espression
della creativit , arreda con
gusto e charme il
vostro ambiente.

*The Arte-book
door is the utmost
expression of creat-
ivity. It furnishes
your home in a
tasteful, charming
way.*



liscia book



Laccato opaco fumo-laccato opaco corda
maniglia k21
Matt fumo lacquer-matt corda lacquer
handle k21

La presenza di varianti cromatiche, rafforzano il senso esclusivo ed espressivo di questa linea. *The colour options strengthen the exclusive and expressive features of this line.*



Laccato opaco sahara
Matt sahara lacquer



Laccato opaco lime
Matt lime lacquer

Scheda Tecnica Technical datasheet

FINITURE INTERNO SCOCCA CARCASS INTERIOR FINISHES



noce tangonica
VERO LEGNO

rovere fumè
MELAMINICO

setatez
MELAMINICO

Battente Hinged

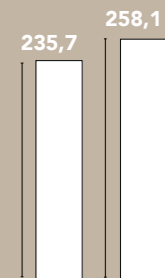
ANTA arte door ANTA book door

LACCATO OPACO/LUCIDO MATT/GLOSS LACQUERS

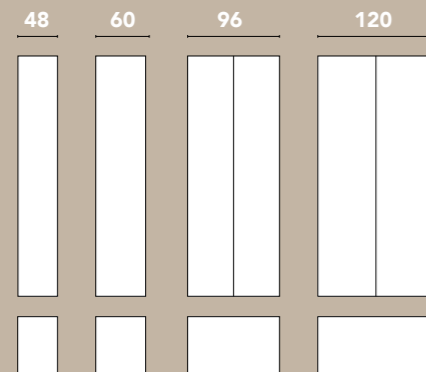


S Standard

ALTEZZE COLONNE UNIT HEIGHTS



LARGHEZZE COLONNE UNIT WIDTHS



ANTA arte ANTA book



* Per altre soluzioni vedi sezione maniglie sul listino

* Please consult the handles section of the price list for other options

Maniglia consigliata:
Maniglia incasso K21

Recommended handle:
Recessed handle K21



ANTICO e moderno *ANTIQUÉ and modern*

Il tocco romantico e passionale con dettagli ed elementi decisamente contemporanei. Spesso accade di non saper scegliere alla perfezione lo stile più adatto, perché il moderno piace a molti, perché pulito ed essenziale, ma tutti siamo legati ad alcuni elementi del nostro passato, che vorremmo vivessero una seconda, o più vita, all'interno delle pareti domestiche.

A romantic, passionate touch with decisively contemporary details and elements. We are often unable to choose the style that suits us best because we are strongly attracted by the clean-cut, minimalist lines of modern furniture yet we are still fond of pieces that are part of our past. We would like to give them a second life, or lease of life, inside our home.



ANTA

liscia vetro-specchio
glass / door



Anta liscia dal design sobrio, espressa con superfici specchio e vetro. Queste finiture, fanno la scelta ideale per chi voglia sposare qualità e stile.

Liscia door with a simple design expressed through mirrored and glass surfaces. These finishes are the ideal choice for those who want to combine quality with style.



liscia vetro



Laccato opaco moka-vetro lucido
maniglia k27 moka-frassino ossidato brown
Matt moka lacquer-gloss glass
moka handle k27-brown oxidised ash



Tutto il programma è alla costante ricerca di eleganza. Grande attenzione ai dettagli quali: la maniglia integrata che crea un gioco di pieni e vuoti in equilibrio tra estetica e funzione

The whole collection constantly pursues elegance. Great attention has been paid to detail, such as the integrated handle that creates contrasting solid and void effects in a perfect balance of beauty and practicality.


liscia specchio-glass



Laccato opaco antracite
vetro lucido antracite-maniglia k28
Matt antracite lacquer
gloss antracite glass-handle k28

Scheda Tecnica Technical datasheet

SPECCHI MIRRORS



vetro trasparente
(solo su anta glass)
(only on glass door)

Battente Hinged

N.B. Per l'anta liscia vetro/specchio la totalità dei moduli in H ed L è disponibile solo nel listino "No Limits".

N.B. For the glass/mirror Liscia door, the full range of modular heights and widths can be found in the "No Limits" price list.

ANTA liscia vetro-specchio door ANTA glass door

VETRO LACCATO OPACO/LUCIDO MATT/GLOSS LACQUERED GLASS



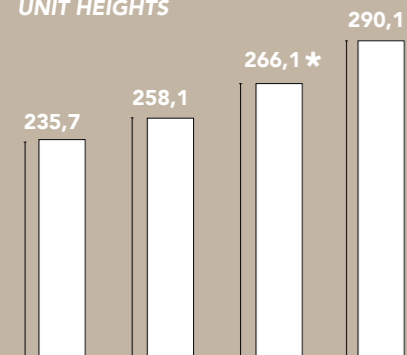
S Standard

FINITURE INTERNO SCOCCA CARCASS INTERIOR FINISHES



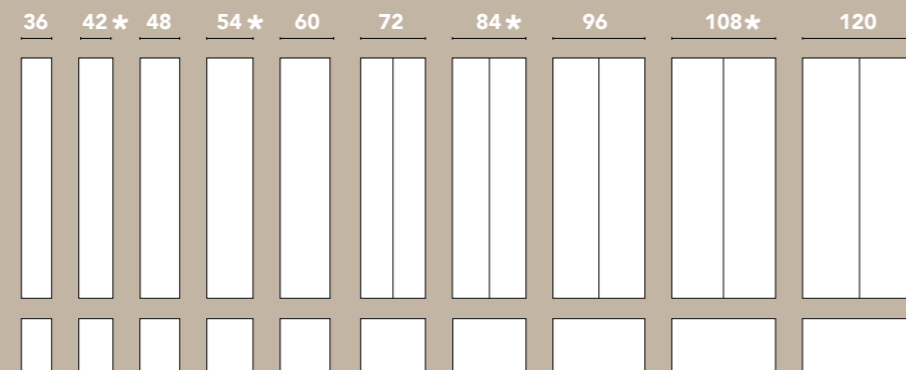
ANTA liscia vetro-specchio

ALTEZZE COLONNE UNIT HEIGHTS



*SU QUESTI MODULI FINITURA INTERNA SOLO SETATEX (vedi listino No Limits)
THESE MODULES ARE AVAILABLE WITH A SETATEX INTERIOR FINISH ONLY
(see the "No Limits" price list)

LARGHEZZE COLONNE UNIT WIDTHS

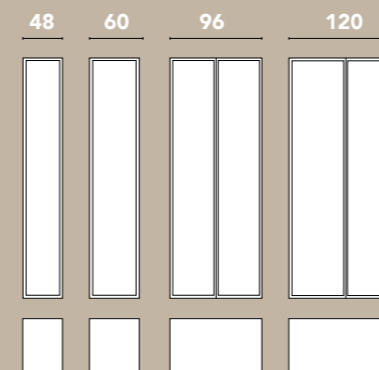


ANTA glass

ALTEZZE COLONNE UNIT HEIGHTS



LARGHEZZE COLONNE UNIT WIDTHS



Maniglia
obbligata
Mandatory
handle



* Per altre soluzioni
vedi sezione maniglie
sul listino

* Please consult
the handles section
of the price list for
other options

Maniglia consigliata:
Gola verticale K27

Recommended handle:
Vertical grip edging K27



ANTA *morgana / door*



Morgana si presenta con una diversa interpretazione di anta con cornice, capace di creare contrasti cromatici e volumi non omogenei

Morgana presents a different interpretation of the framed door, capable of creating colour contrasts and uneven volumes.



morgana



Rovere cenere specchio bronzo
maniglia k12
Cenere oak- bronzo mirror
handle k12



Soluzioni infinite che conferiranno carattere e stile alla tua casa.
Ecco allora dettagli unici proposti da Veneran: essenze esclusive
e maniglie lineari di design

*Endless ideas that will add character and style to your home.
Here are some unique details suggested by Veneran: exclusive
wood types and linear design handles*


morgana




Frassino laccato opaco burro
maniglia k12
Matt burro, lacquered ash
handle k12

Scheda Tecnica Technical datasheet


FRASSINO OSSIDATO (Per telai e pannelli ante da 48-60) OXIDISED ASH (For 48-60 frames and door panels only)



ROVERE TINTO STAINED OAK



SPECCHI MIRRORS



Battente Hinged

ANTA morgana door

FRASSINO LACCATO OPACO/LUCIDO - VETRO LACCATO OPACO/LUCIDO MATT/GLOSS LACQUERED ASH - MATT/GLOSS LACQUERED GLASS

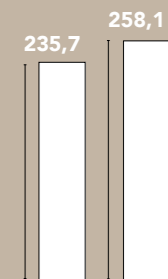
S Standard



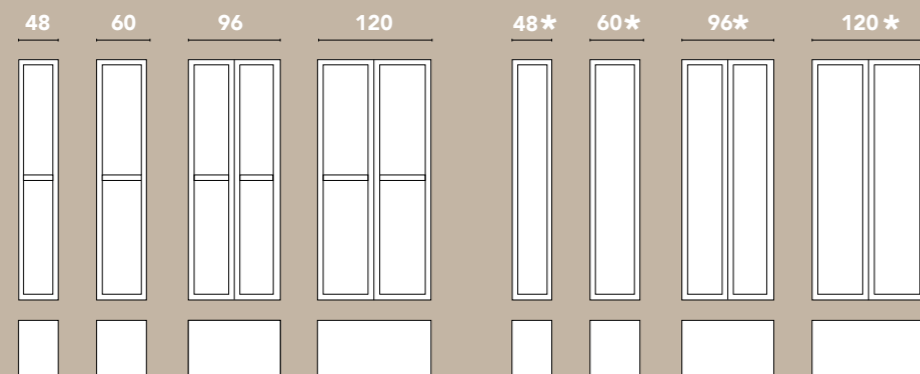
FINITURE INTERNO SCOCCA CARCASS INTERIOR FINISHES



ALTEZZE COLONNE UNIT HEIGHTS



LARGHEZZE COLONNE UNIT WIDTHS



* PANNELLI INTERI SOLO LEGNO
(NO VETRO E SPECCHIO)
WOOD ONLY FULL-HEIGHT PANELS

Maniglia obbligata:
maniglia k12

Mandatory handle:
handle k12



SOLUZIONI SPECIALI SPECIAL SOLUTIONS



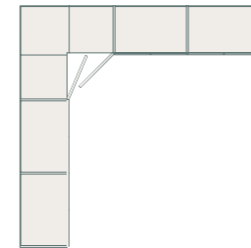
VANO A GIORNO
OPEN COMPARTMENT



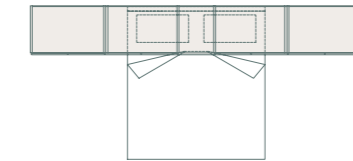
TERMINALE
END MODULE



ANGOLO
CORNER MODULE



PONTE
BRIDGING ARRANGEMENT




SOLUZIONI SPECIALI *SPECIAL SOLUTIONS*



ARMADIO MANSARDATO
WARDROBE ATTIC ROOM



PONTE
BRIDGING ARRANGEMENT



ATTREZZATURA
FITTINGS

250
257




Cassettiera da 60.
Drawwear unit w.60.



Servetto estraibile.
Pull-down hanging rail.



Lampada ad incasso su ripiano.
Lighting w/top engraving.



Tubo appendiabiti da 48.
Hanging rail w. 48.



Cassettiera alluminio titanio
frontali vetro.
Drawer titanium aluminum
init w/glass front.



Cassettiera frontali alluminio titanio.
Drawer unit with titanium
aluminium fronts.



Lampada ad incasso laterale.
Lighting w/side engraving.



Pensile interno con ante.
Inside hanging unit.



Cassettiera da 96 maniglia gola.
Drawer unit w. 96 grip edging handle.



Portapantaloni estraibile.
Pull-out trouser rack.




Cassettiera frontali vetro.
Drawer unit w/glass front.




Cassettiera da 48.
Drawer unit w. 48.




Cassettiera da 60.
Drawer unit w.60.



Servetto estraibile.
Pull-down hanging rail.



Lampada ad incasso su ripiano.
Lighting w/top engraving.



Tubo appendiabiti da 48.
Hanging rail w. 48.

ACCESSORI ARMADIO INTERNAL EQUIPMENT

Scheda Tecnica
Technical datasheet

Appendi borsa
Bag hanger



Porta foulard/cravatte
Headscarf/tie hanger



Portapantaloni
Trousers hanger



Gruccia completa con pinze
Skirt hanger with tongs



Gruccia
Clothes hanger



Appendi cintura/cravatte
Belt/tie hanger



Scatola grande L 26 P 47 H 26
Big box W 26 D 47 H 26



Scatola piccola L 26 P 47 H 26
Small box W 26 D 47 H 26

*MANIGLIE E FINITURE
HANDLES AND FINISHES* / 260
265



K01
Alluminio/cuoio marrone.
Aluminium/leather brown.



K03
Alluminio satinato - rovere tinto
- laccato opaco.
Brushed aluminium - tinged oak
- matt lacquer.



K04
Alluminio satinato - rovere tinto
- laccato opaco.
Brushed aluminium - tinged oak
- matt lacquer.



K11
Rovere tinto - laccato opaco.
Tinged oak - matt lacquer.



K20
Rovere tinto - laccato opaco -
laccato lucido.
Tinged oak - matt lacquer - glossy
lacquer.



K24
Rovere tinto - laccato opaco -
laccato lucido - frassino laccato
opaco - frassino laccato lucido.
Tinged oak - matt lacquer -
glossy lacquer - ash matt lacquer
- ash glossy lacquer.



K05
Alluminio satinato - rovere tinto
- laccato opaco.
Brushed aluminium - tinged oak
- matt lacquer.



K06
Nikel satinato.
Brushed nickel.



K10
Nikel satinato.
Brushed nickel.



K12
Alluminio satinato - rovere tinto
- laccato opaco.
Brushed aluminium - tinged oak
- lacquer.



K25
Rovere tinto - laccato opaco -
laccato lucido - frassino laccato
opaco - frassino laccato lucido.
Tinged oak - matt lacquer -
glossy lacquer - ash matt lacquer
- ash glossy lacquer.



K26
Rovere tinto - laccato opaco -
laccato lucido - frassino laccato
opaco - frassino laccato lucido
- specchio.
Tinged oak - matt lacquer -
glossy lacquer - ash matt lacquer
- ash glossy lacquer - mirror.



K21
Rovere tinto - laccato opaco -
laccato lucido - frassino laccato
opaco - frassino laccato lucido.
Tinged oak - matt lacquer
- glossy lacquer - ash matt
lacquer - ash glossy lacquer.



K23
Rovere tinto - laccato opaco -
laccato lucido - frassino laccato
opaco - frassino laccato lucido.
Tinged oak - matt lacquer -
glossy lacquer - ash matt lacquer
- ash glossy lacquer.



K16
Alluminio.
Aluminium.



K27
Maniglia a gola lunghezza
come altezza anta
(inserire solo su anta dx)
Grip edging handle, length
matching door height
(apply to rh doors only)



K28
Maniglia incasso L. 13 cm H 4
(per anta)
laccato opaco/lucido
frassino laccato - rovere tinto
frassino ossidato
Recessed handle L. 13 H 4 cm
(per door)
matt/gloss lacquered
lacquered ash - stained oak
oxidised ash



K29
Maniglia gola ad incasso per
anta sp. 31. Altezza come anta
laccato opaco
Handle recessed into the edge
of the door, length matching
door height matt lacquered

FRASSINO OSSIDATO
OXIDISED ASH



natural



mud




grey



brown

ROVERE TINTO
STAINED OAK



moro



grigio



tabacco




cenere



tavolato

RESINE
RESINS



bianco



sabbia



cemento



ardesia

FINITURE INTERNO SCOCCA
CARCASS INTERIOR FINISHES



noce tangerica
VERO LEGNO




rovere fumè
MELAMINICO




setater
MELAMINICO


SPECCHI
MIRRORS




specchio chiaro



specchio bronzo




specchio fumè



specchio acidato bronzo



specchio acidato ICE



trasparente solo per anta glass

LACCATI LACQUERS

Scheda Tecnica
Technical datasheet


LACCATO OPACO STANDARD-STANDARD MATT LACQUERS
LACCATO LUCIDO STANDARD-STANDARD GLOSS LACQUERS
FRASSINO LACCATO OPACO STANDARD-STANDARD MATT LACQUERED ASH
FRASSINO LACCATO LUCIDO STANDARD-STANDARD GLOSS LACQUERED ASH
VETRO LUCIDO LACCATO-MATT LACQUERED GLASS
VETRO OPACO LACCATO-GLOSS LACQUERED GLASS



bianco 124



sahara 102




fango 441




corla 442

CUOIO LEATHER



bianco



beige




tortora



grigio



moka



bordeaux




nero

Finiture Finishes


LACCATO OPACO EXTRA-EXTRA MATT LACQUERS
LACCATO LUCIDO EXTRA-EXTRA GLOSS LACQUERS
FRASSINO LACCATO OPACO EXTRA-EXTRA MATT LACQUERED ASH
FRASSINO LACCATO LUCIDO EXTRA-EXTRA GLOSS LACQUERED ASH
VETRO OPACO LACCATO-MATT LACQUERED GLASS
VETRO LUCIDO LACCATO-GLOSS LACQUERED GLASS



panna 101



burro 127



lino 103



spago 439



nocciola 104



moka 125



cenere 130



fumo 438



antracite 105




nero 106




salvia 440




verde prato 122




lime 109




arancio 111




rosso vivo 126




rosso rubino 116



melanzana 114



viola erica 132



blu lilla 133



lilla 434



asio 437



blu eco 128



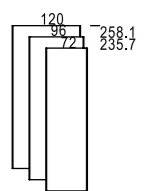
blu notte 129

268
*APERTURE
HINGED* / 271

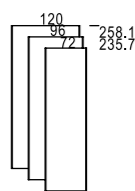
APERTURE SCORREVOLI SLIDING CLOSING DOORS

Scheda Tecnica Technical datasheet

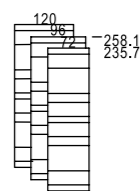
APERTURE COMPLANARI FLUSH CLOSING DOORS



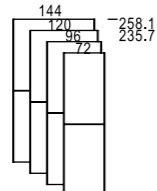
Anta scorrevole LISCIA con profilo verticale uso maniglia.
LISCIA plain sliding door with vertical profiles as handle.



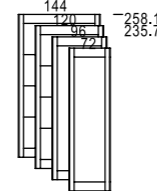
Anta scorrevole LISCIA spessore cm 3,1.
LISCIA 3,1 cms th. plain sliding door.



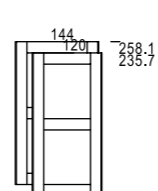
Anta scorrevole LISCIA INCISA spessore 3,1.
LISCIA INCISA 3,1 cms th. sliding door with engraved panel.



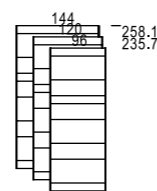
Anta scorrevole CUBA con profilo verticale uso maniglia.
CUBA sliding door with vertical profiles handle.



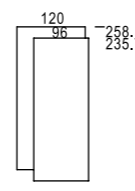
Anta scorrevole MORGANA con profilo verticale uso maniglia.
MORGANA sliding door with vertical profile as handle.



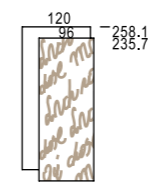
Anta scorrevole TESEO con profilo verticale uso maniglia.
TESEO plain sliding door with vertical profiles as handle.




Anta scorrevole ORIZZONTE con profilo verticale uso maniglia.
ORIZZONTE plain sliding door with vertical profiles as handle.



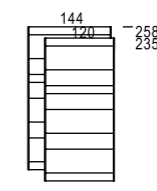
Anta PLANA.
PLANA door.



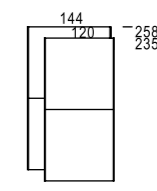
Anta PLANA ARTE.
PLANA ARTE door.



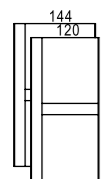
Anta PLANA BOOK.
PLANA BOOK door.



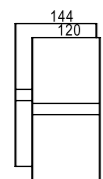
Anta PLANA ORIZZONTE.
PLANA ORIZZONTE door.



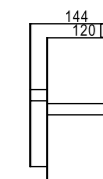
Anta PLANA CUBA.
PLANA CUBA door.
Pannello solo legno no vetro e specchio.
Only wood panel No glass and mirror.



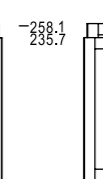
ANTA MIX 1



ANTA MIX 1 CENTRALE



ANTA MIX 1



ANTA MIX 2

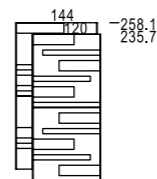


ANTA MIX 2 CENTRALE

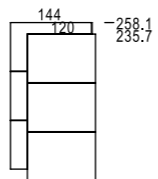


ANTA MIX 2

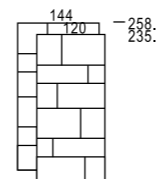
Anta scorrevole MIX con profilo verticale uso maniglia.
MIX plain sliding door with vertical profiles as handle.



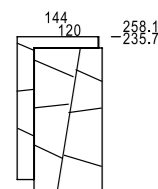
Anta scorrevole SEGMENTA con profilo verticale uso maniglia.
SEGMENTA sliding door with vertical profiles as handle.



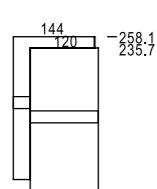
Anta scorrevole REFLEX con maniglia cuoio.
REFLEX sliding door with leather handle.



Anta scorrevole STRIP con profilo verticale uso maniglia.
STRIP sliding door with vertical profiles as handle.



Anta scorrevole SEGNO con profilo verticale uso maniglia.
SEGNO sliding door with vertical profiles as handle.



Anta scorrevole FLEXA con profilo verticale uso maniglia.
FLEXA sliding door with vertical profiles as handle.



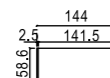
Modulo con anta scorrevole da cm 72.
72 cms sliding door unit.



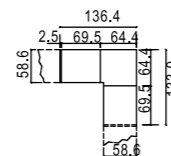
Modulo con anta scorrevole da cm 96.
96 cms sliding door unit.



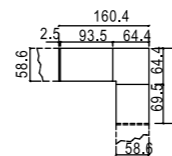
Modulo con anta scorrevole da cm 120.
120 cms sliding door unit.



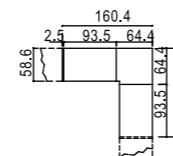
Modulo con anta scorrevole da cm 144.
144 cms sliding door unit.



Angolo con 2 ante scorrevole da cm 72.
Corner with two 72 cms sliding doors.



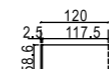
Angolo con 1 ante scorrevole da cm 72 e 1 ante scorrevole da cm 96.
Corner with a 72 cms + a 96 cms sliding door.



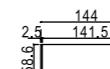
Angolo con 2 ante scorrevole da cm 96.
Corner with two 96 cms sliding doors.



Modulo con anta complanare da cm 96.
96 cms flush closing unit.



Modulo con anta complanare da cm 120.
120 cms flush closing unit.

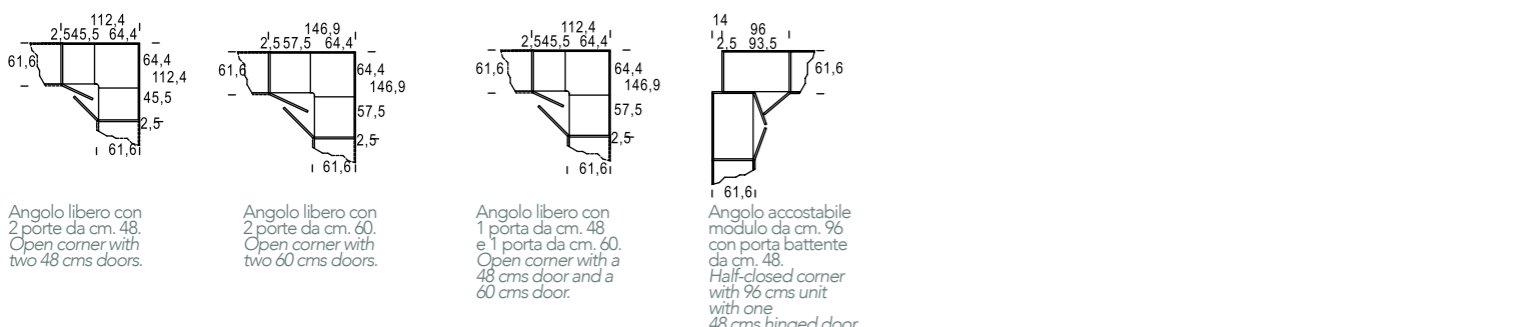
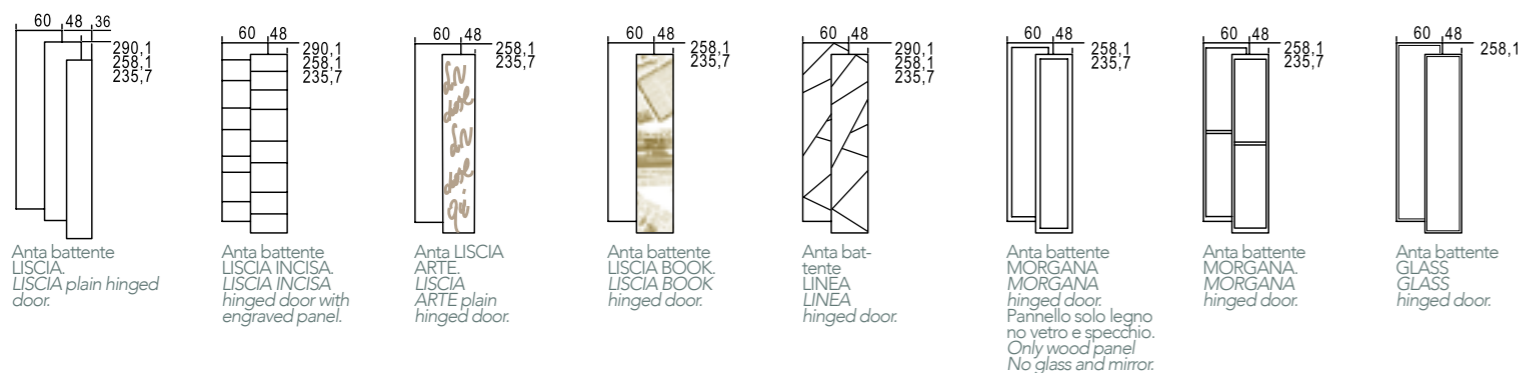


Modulo con anta complanare da cm 144.
144 cms flush closing unit.

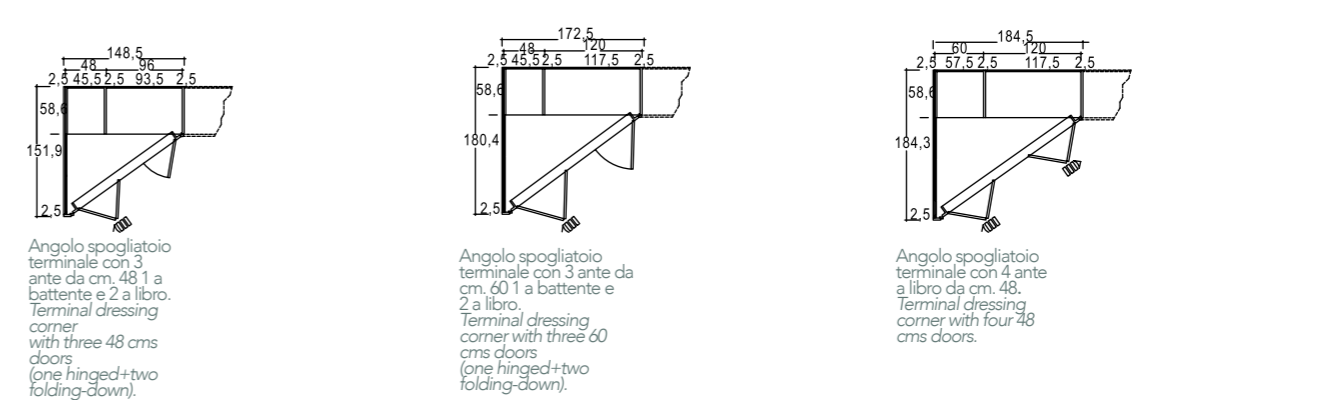
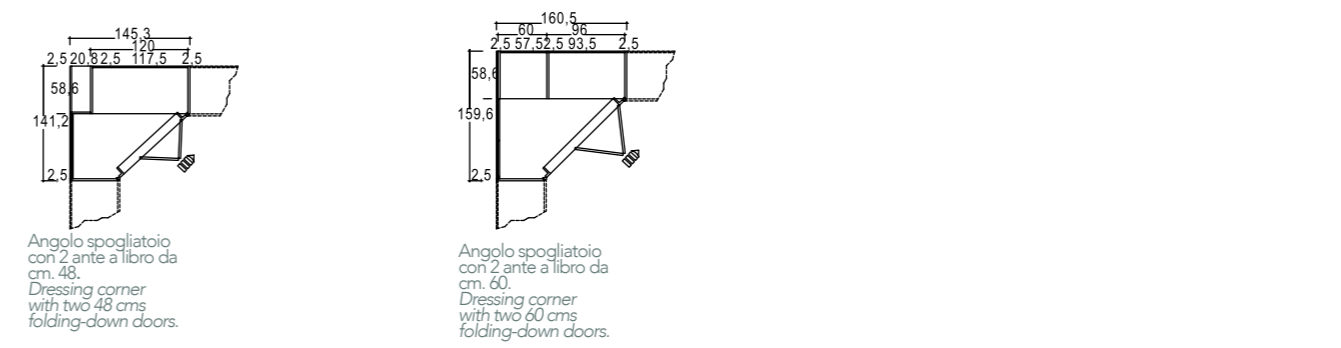
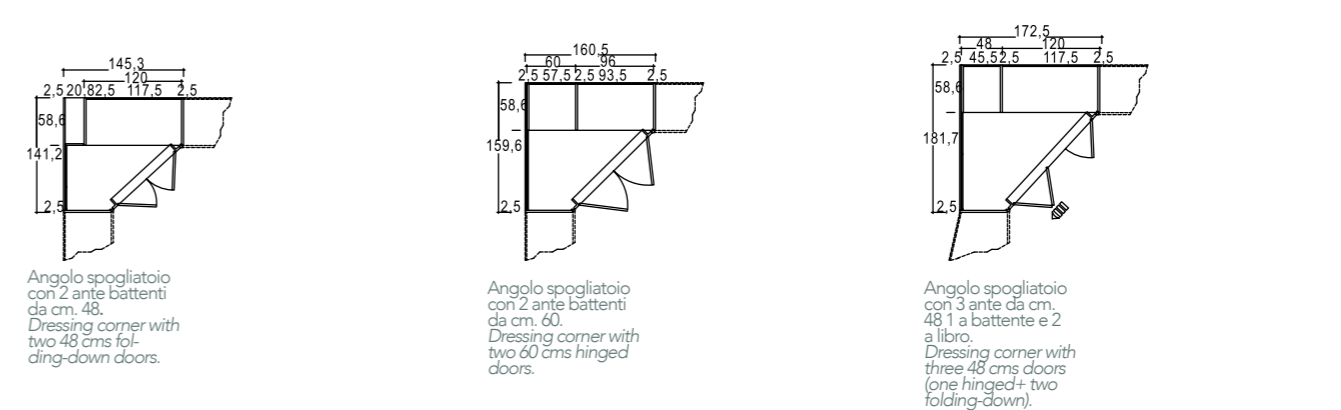
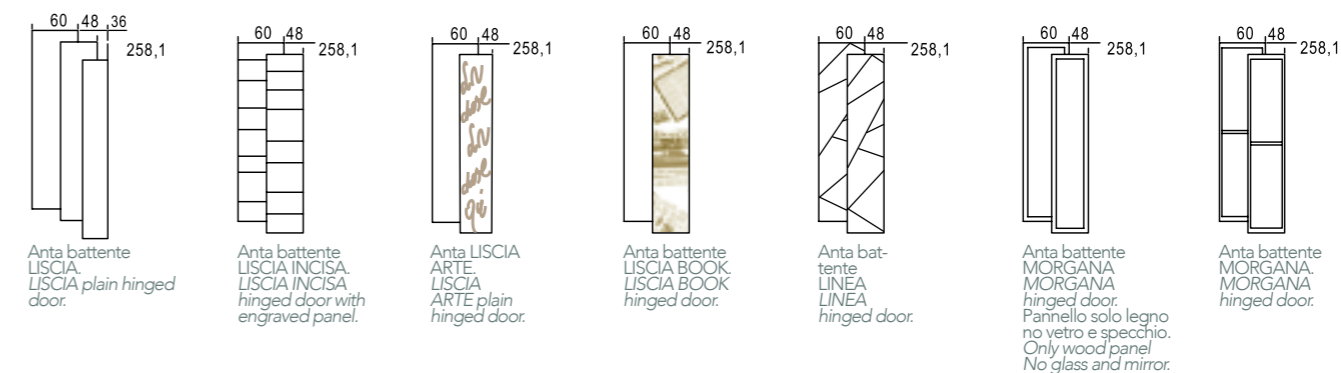
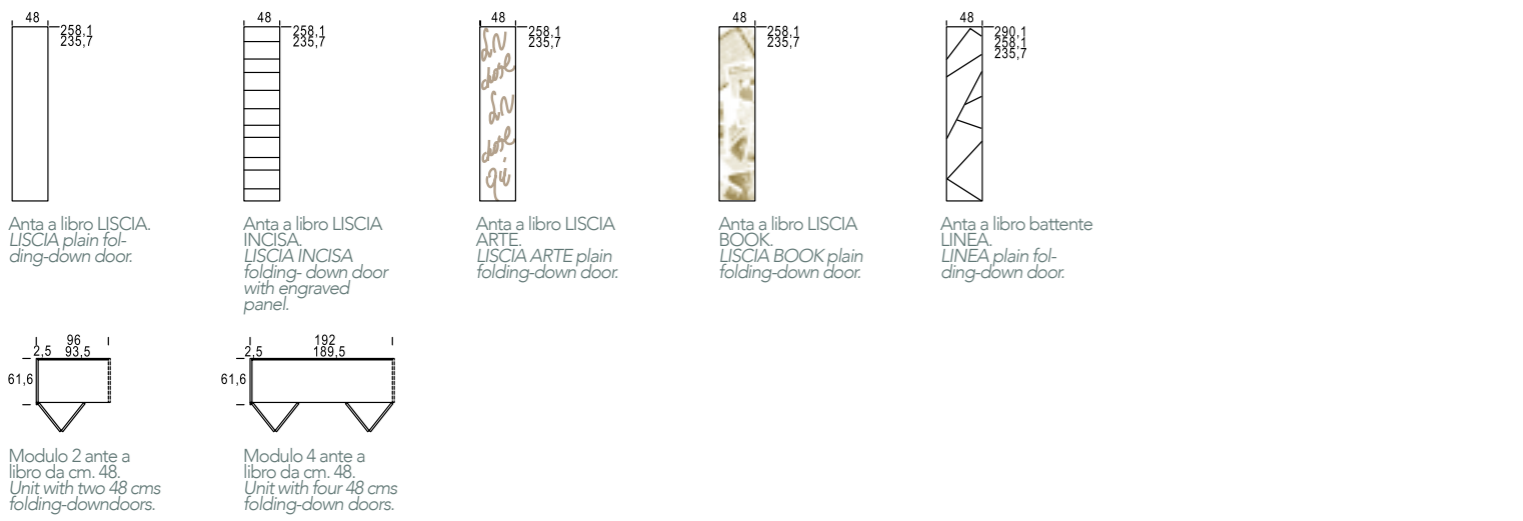
APERTURE BATTENTI HINGED DOORS

Scheda Tecnica Technical datasheet

APERTURE MISTE LIBRO E BATTENTE MIX OF HINGED/AND FOLDING-DOWN DOORS



Aperture a libro Folding-down doors



A.D. Marco Bortolin
PHOTO 3D www.oecusdesign.it
FOTOLITO GM Studio 1
STAMPA Grafiche Baggio

gennaio 2016



